

MIDLAND RAILWAY.

SETTLE & CARLISLE

(SETTLE TO HAWES JUNCTION)

& HAWES BRANCH

LAND PLAN.

Surveyed by
P. S. McCallum
 Estate Agent,
Derby.
 1912


Titles of Acts.

SETTLE AND CARLISLE LINE.

The Midland Railway	Settle to Carlisle, also Appleby North Junction Line and Hawes Branch	Act 1866—29 & 30 Vict.	Royal Assent 16th July, 1866.
Do.	(Additional Powers) Extension of Time	Act 1870—33 & 34 Vict.	Do. 20th June, 1870.
Do.	do. Arten Gill & Cow Gill Deviations	Act 1871—34 & 35 Vict.	Do. 29th June, 1871.
Do.	do. Extension of Time	Act 1873—36 & 37 Vict.	Do. 28th July, 1873.
Do.	do. Confirmation of portion of work	Act 1874—37 & 38 Vict.	Do. 30th July, 1874.
Do.	do. Extension of Time, Appleby South Junction Line & Hawes Branch Deviations	Act 1875—38 & 39 Vict.	Do. 29th June, 1875.

Reference.

SIGNALS, &c. The Signals are shown as they appear to view



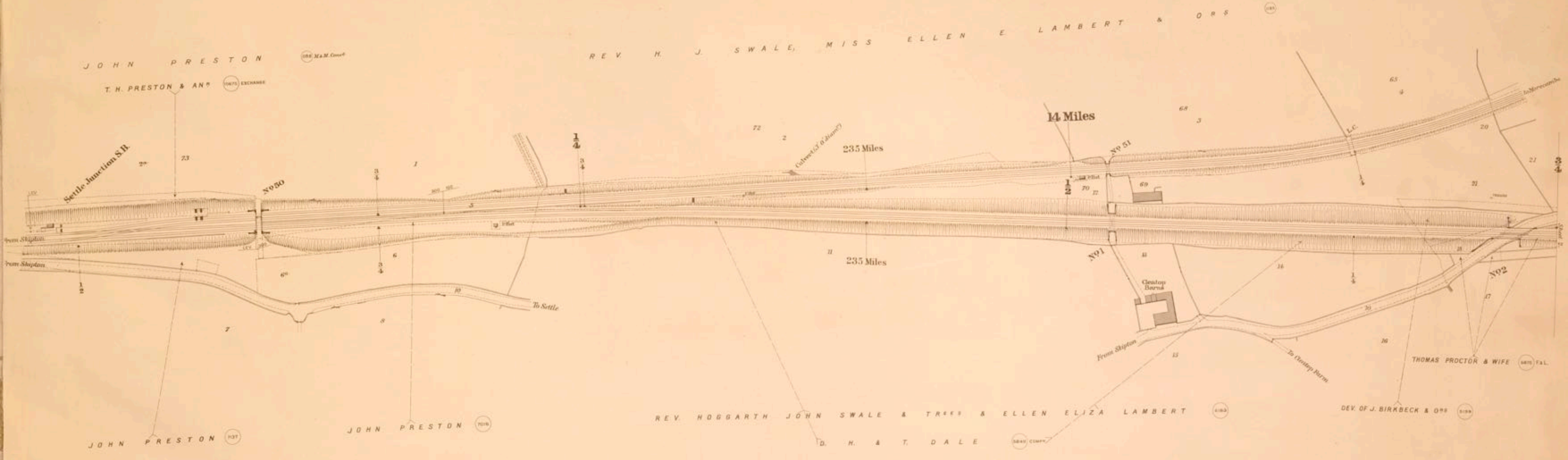
COLOURING. The Company's FREEHOLD Property is shown by RED Colour
 Do. LEASEHOLD do. RED EDGE ONLY
 Property owned JOINTLY with other Companies GREEN Colour
 Do. over or through which the Company has an EASEMENT is shown by RED dotted lines.
 Do. over or through which the Company has granted an EASEMENT is shown by PURPLE dotted lines.
 Do. granted on LEASE by the Company by RED Full lines.
 Do. SOLD or otherwise disposed of by the Company is shown by PURPLE colour.
 MINERALS specially purchased by the Company shown by BLUE Full Lines.
 Do. SOLD or otherwise disposed of by the Company shown by PURPLE Full Lines.

NOTE.—Vendors' Names are written in block as VENDOR.
 The figures within the circle after the names of the Vendors refer to the numbers on the deeds relating to the purchases &c. (214)
 The slanting figures as 20 refer to Parliamentary numbers / Original Act
 Do. within a triangle as 30 are the Parliamentary numbers referring to subsequent Acts.

WEST RIDING OF THE COUNTY OF YORK

PARISH OF SETTLE

FORMERLY PARISH OF GIGGLESWICK



Scale, 2 Chains to an Inch

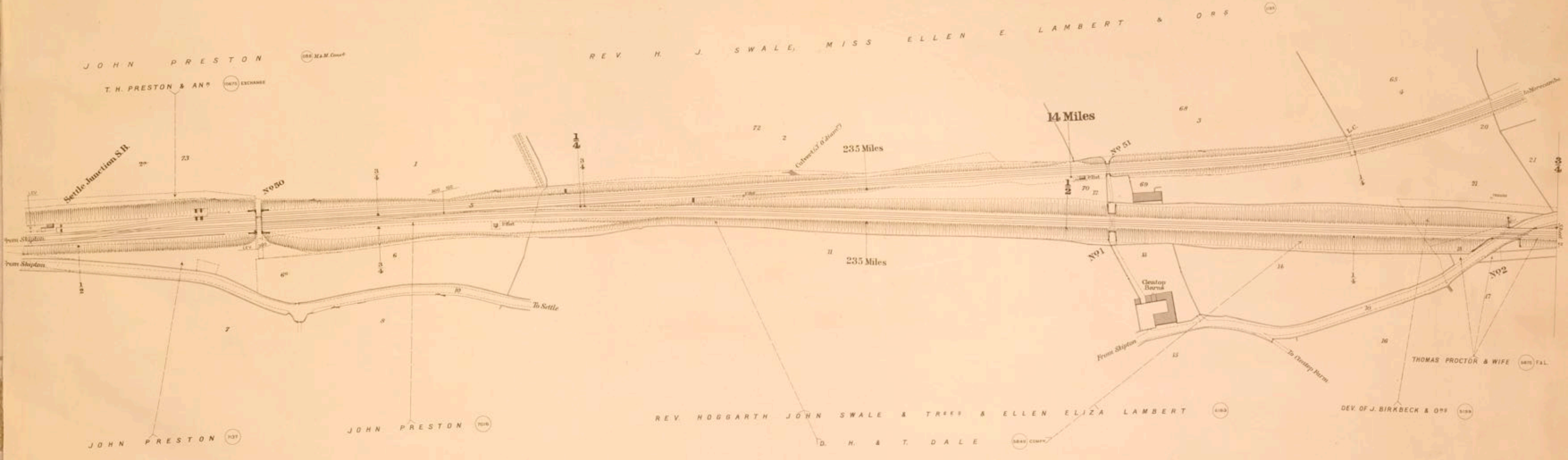


Estate Agents Office, Midland Railway, Derby

WEST RIDING OF THE COUNTY OF YORK

PARISH OF SETTLE

FORMERLY PARISH OF GIGGLESWICK



Scale, 2 Chains to an Inch

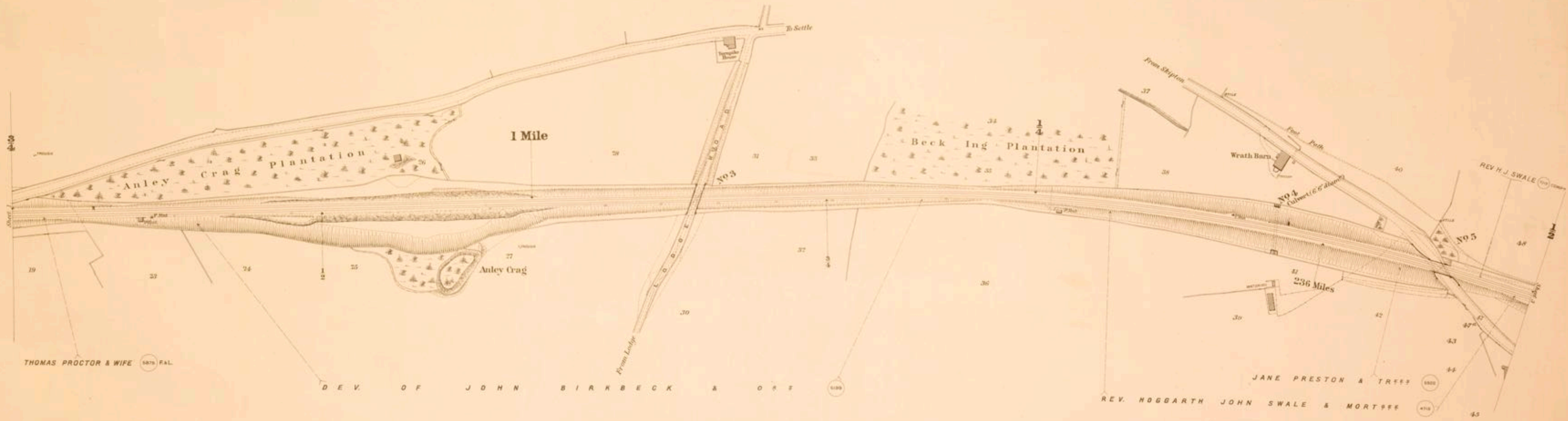


Estate Agents Office, Midland Railway, Derby

WEST RIDING OF THE COUNTY OF YORK

P A R I S H O F S E T T L E

FORMERLY PARISH OF GIGGLESWICK



THOMAS PROCTOR & WIFE 1875 DAL

DEV. OF JOHN BIRRBECK & ORT

JANE PRESTON & TRYS
REV. HOGGARTH JOHN SWALE & MORTYSE

Scale, 2 Chains to an Inch.

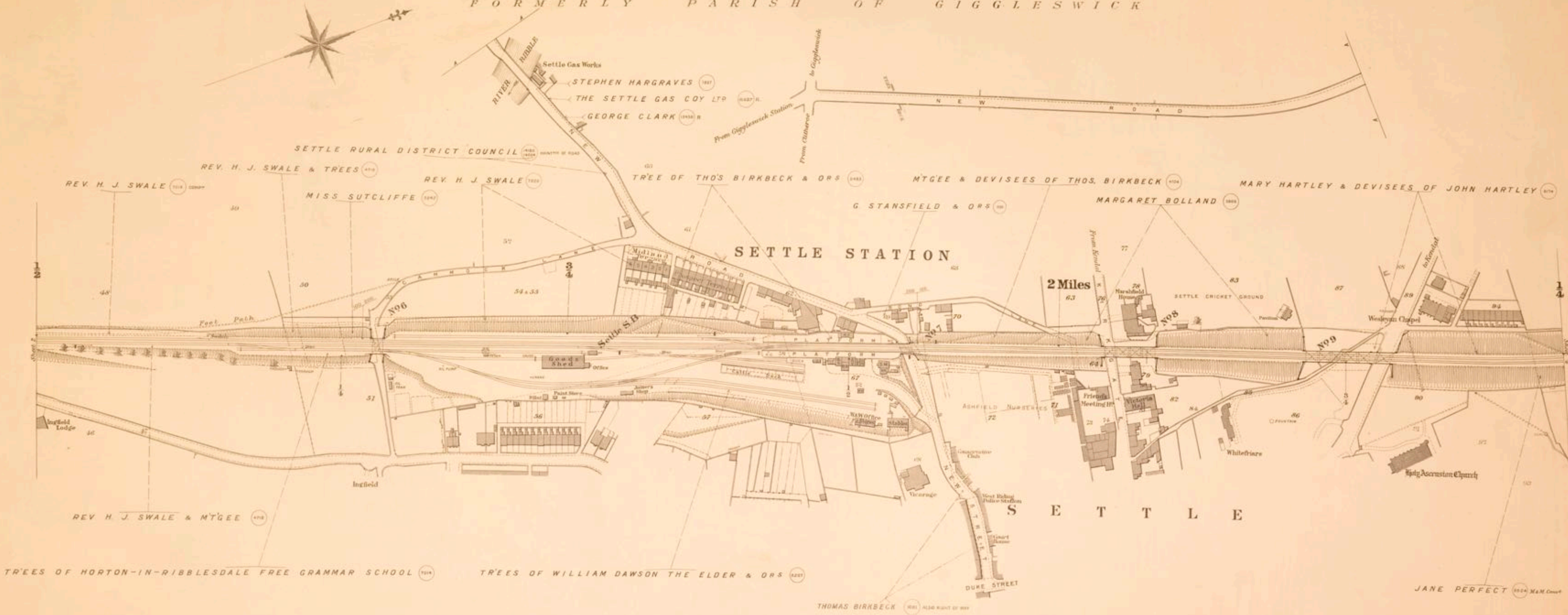


Estate Agents Office,
Midland Railway
Derby.

WEST RIDING OF THE COUNTY OF YORK

P A R I S H O F S E T T L E

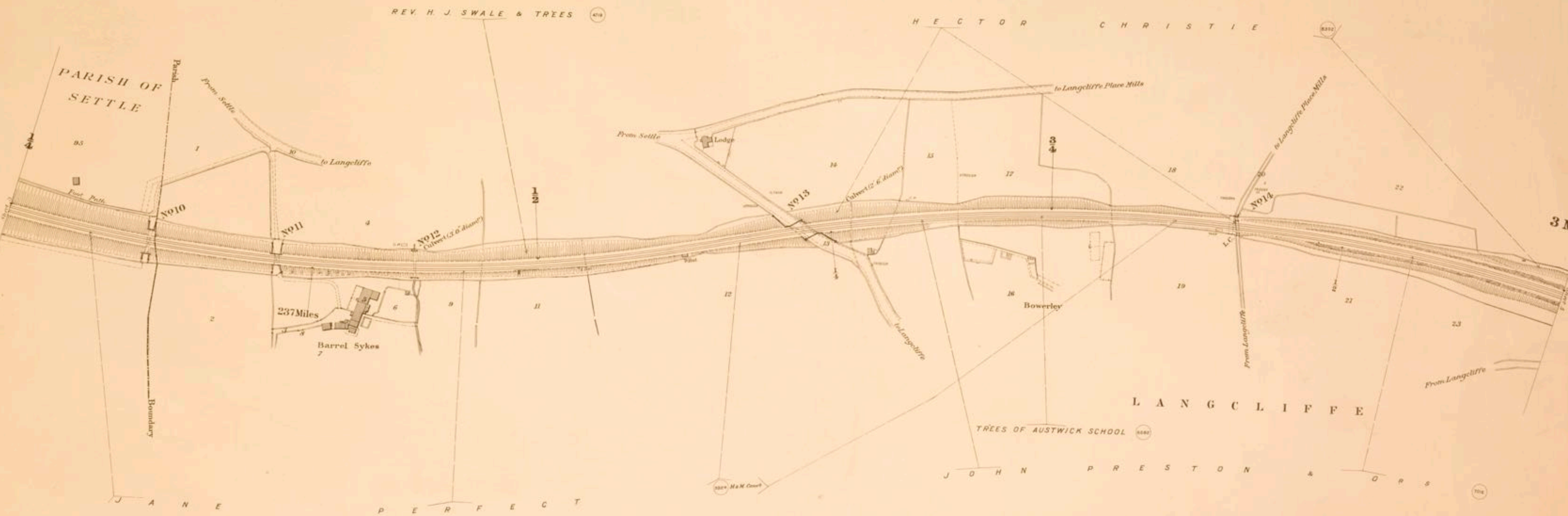
FORMERLY PARISH OF GIGGLESWICK



WEST RIDING OF THE COUNTY OF YORK

PARISH OF LANGCLIFFE

FORMERLY PARISH OF GIGGLESWICK



Scale, 2 Chains to an Inch.



Estate Agents Office,
Midland Railway
Derby

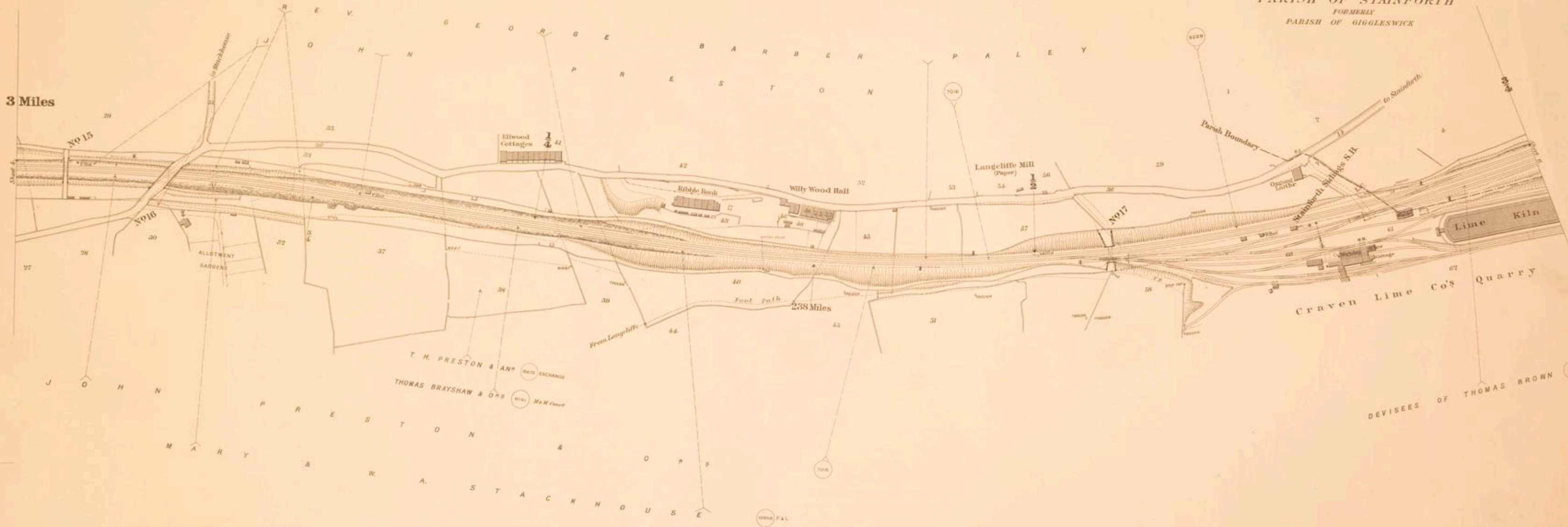
WEST RIDING OF THE COUNTY OF YORK

PARISH OF LANGCLIFFE

FORMERLY PARISH OF GIGGLESWICK



PARISH OF STAINFORTH
FORMERLY
PARISH OF GIGGLESWICK



Scale, 2 Chains to an Inch.

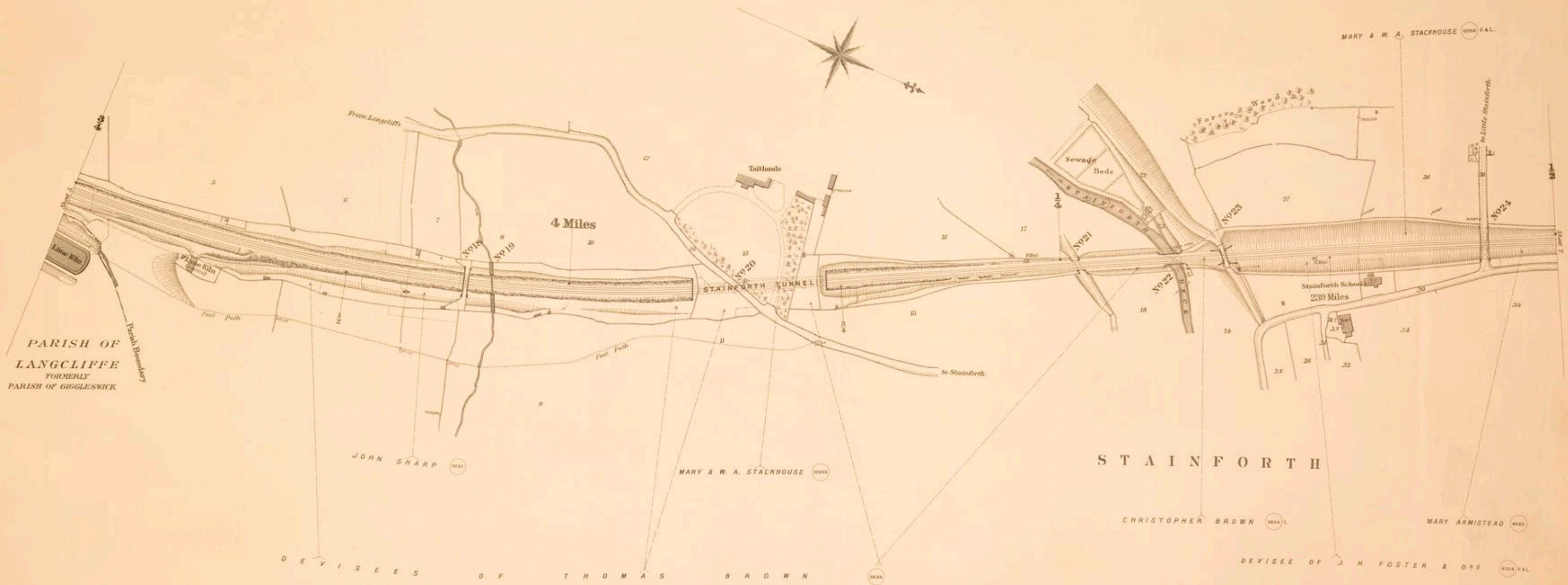


Estate Agents Office,
Midland Railway
Derby

WEST RIDING OF THE COUNTY OF YORK

PARISH OF STAINFORTH

FORMERLY PARISH OF GIGGLESWICK



PARISH OF LANGCLIFFE
FORMERLY PARISH OF GIGGLESWICK

STAINFORTH

Scale, 2 Chains to an Inch.

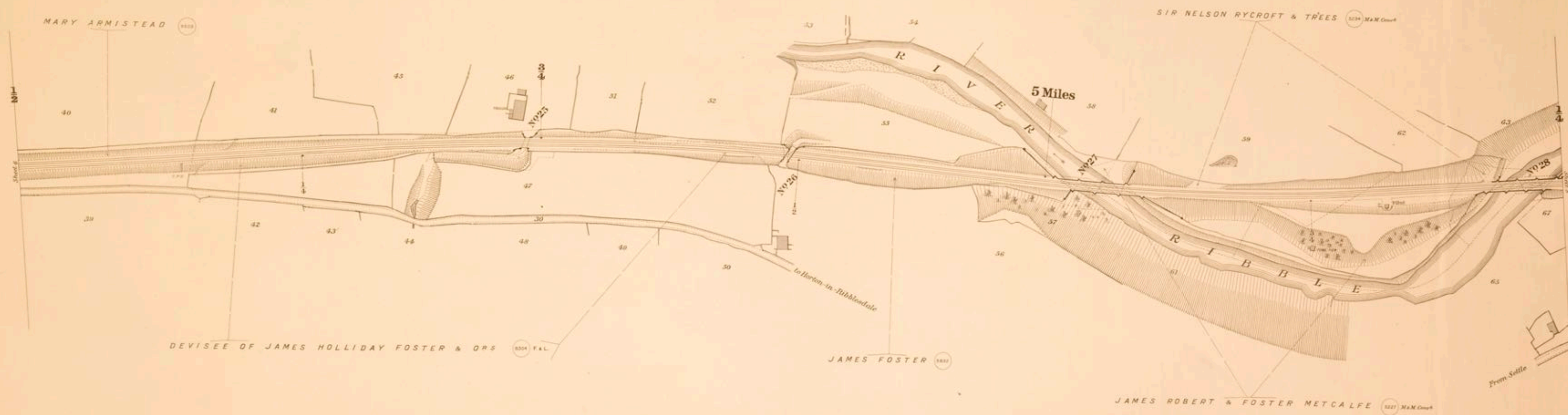


Estate Agents Office,
Midland Railway
Derby.

WEST RIDING OF THE COUNTY OF YORK

PARISH OF STAINFORTH

FORMERLY PARISH OF GIGGLESWICK



Scale, 2 Chains to an Inch.

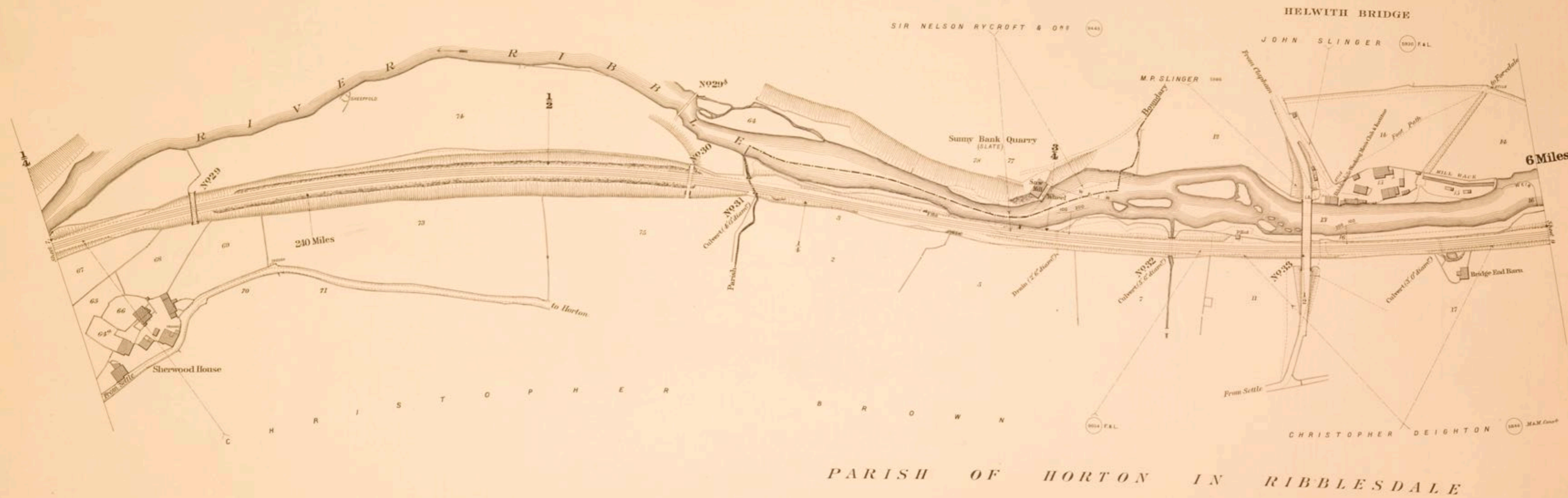


Estate Agents Office,
Midland Railway
Derby.

WEST RIDING OF THE COUNTY OF YORK

PARISH OF STAINFORTH

FORMERLY PARISH OF GIGGLESWICK

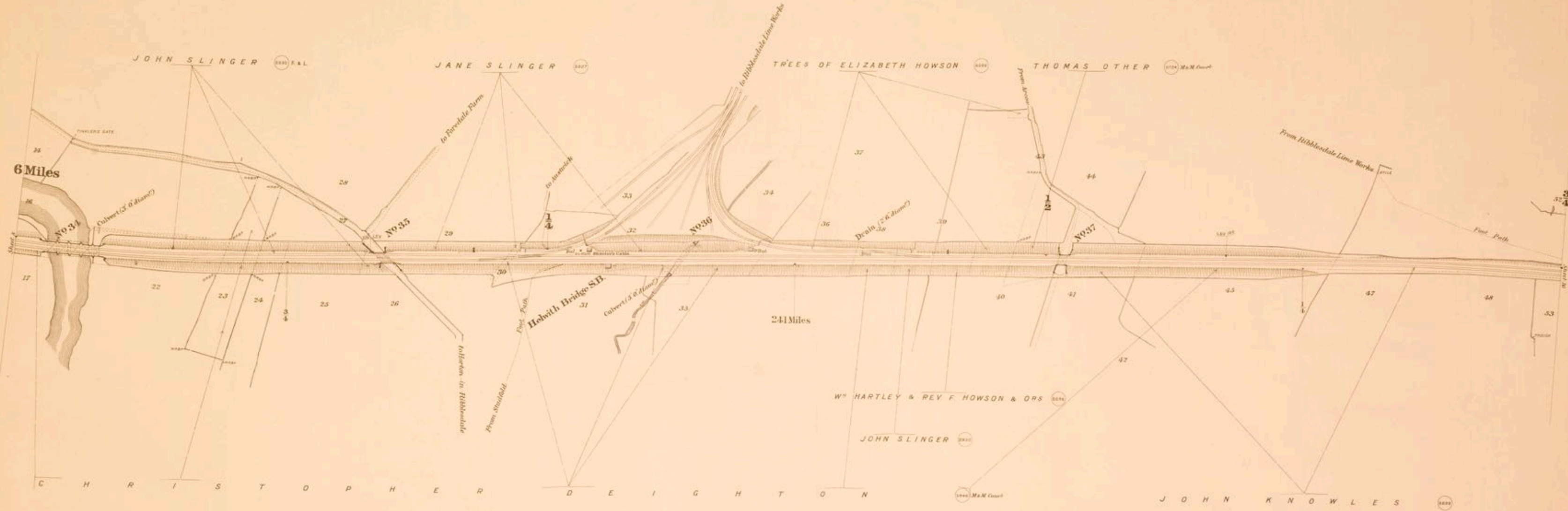


Scale, 2 Chains to an Inch.



WEST RIDING OF THE COUNTY OF YORK

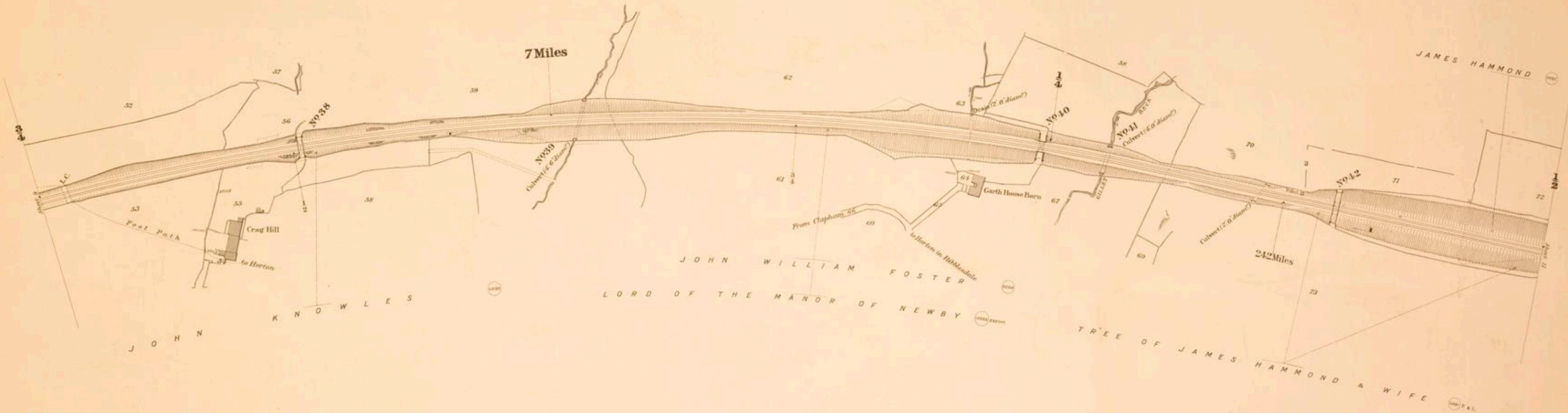
PARISH OF HORTON - IN - RIBBLESDALE




Estate Agents Office,
Midland Railway
Derby

WEST RIDING OF THE COUNTY OF YORK

PARISH OF HORTON IN RIBBLESDALE



Scale. 2 Chains to an Inch.

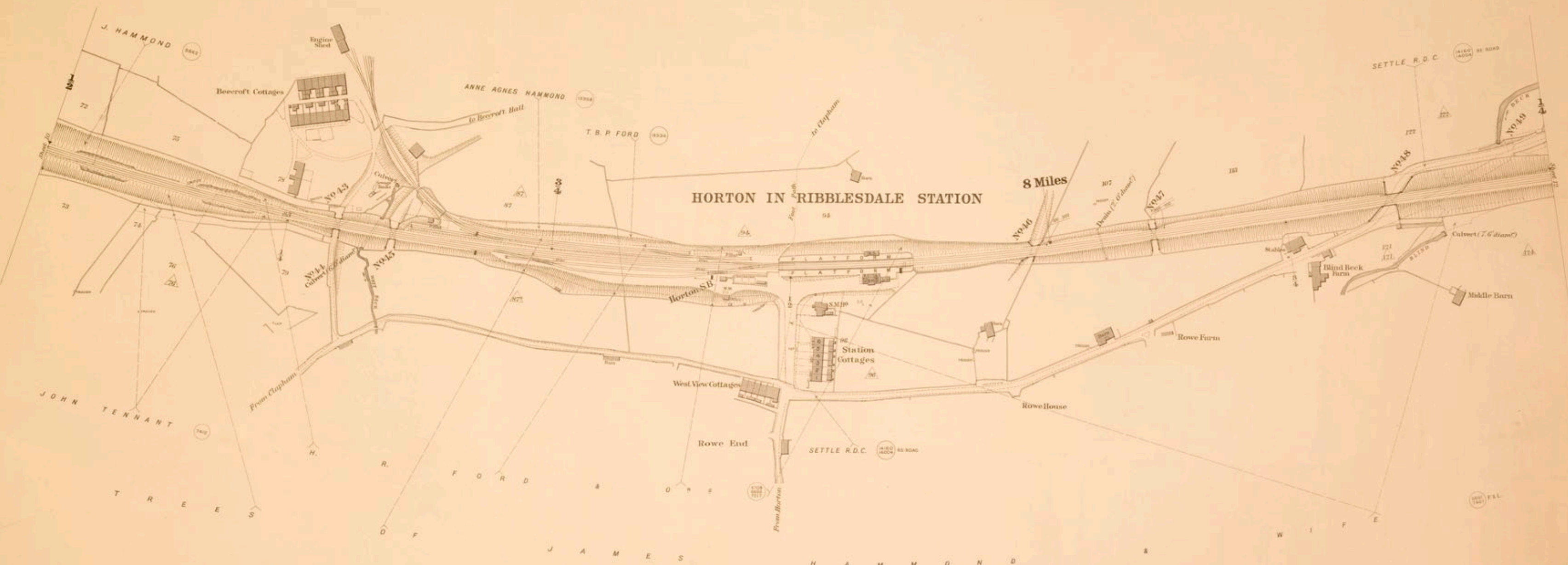


WEST RIDING OF THE COUNTY OF YORK

PARISH OF HORTON IN RIBBLESDALE



Horton Lime Works



Scale, 2 Chains to an Inch



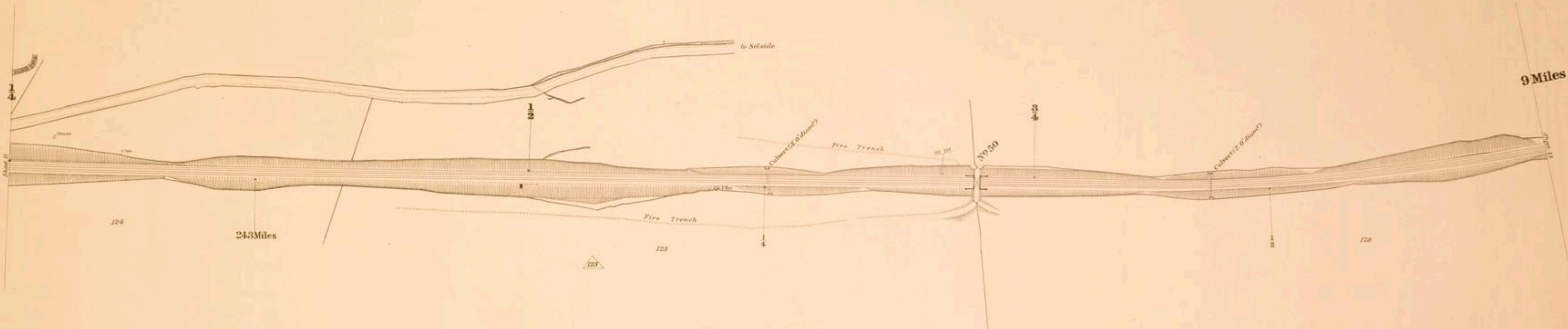
Estate Agents Office,
Midland Railway
Derby

WEST RIDING OF THE COUNTY OF YORK


PARISH OF HORTON IN RIBBLESDALE

T R E E O F J A M E S H A M M O N D & W I F E

R & L



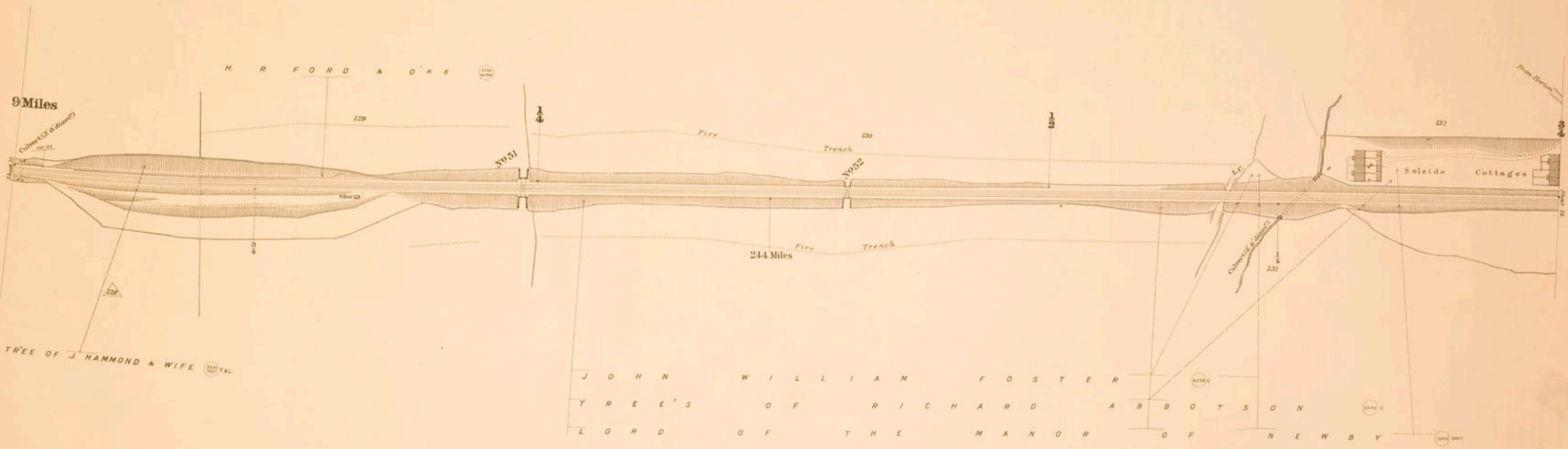
Scale, 2 Chains to an Inch



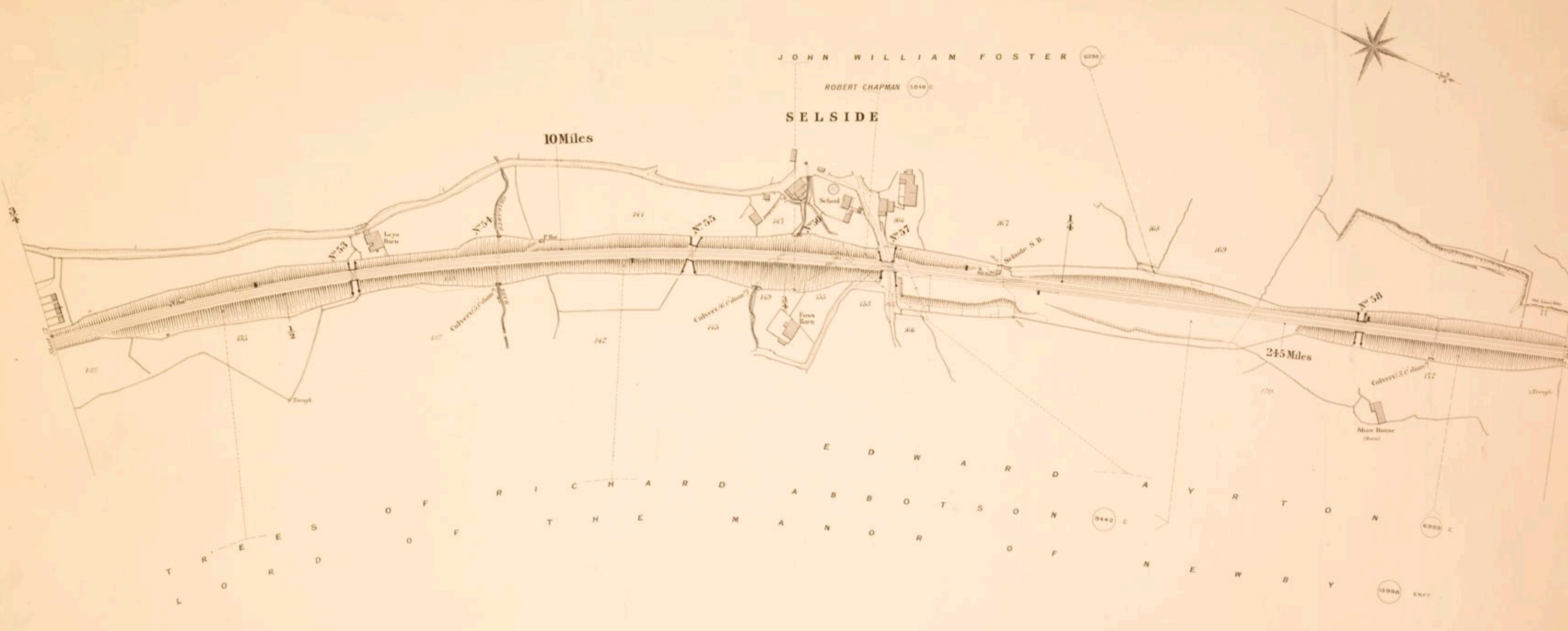
Estate Agents Office, Midland Railway, Derby

WEST RIDING OF THE COUNTY OF YORK


PARISH OF HORTON IN RIBBLESDALE



PARISH OF HORTON IN RIBBLESDALE

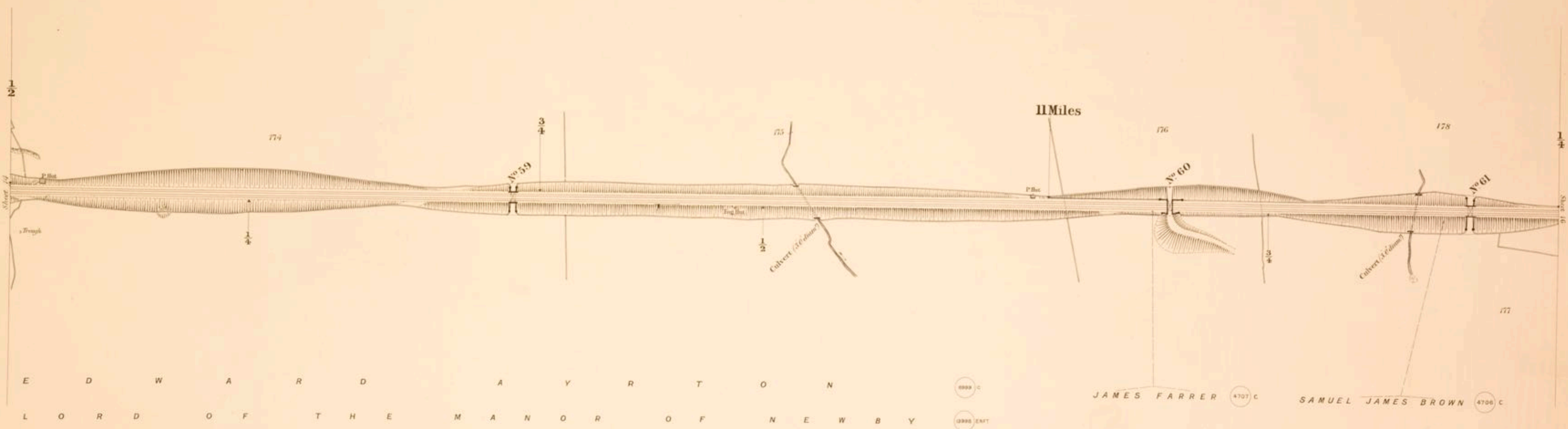


Scale, 2 Chains to an Inch.



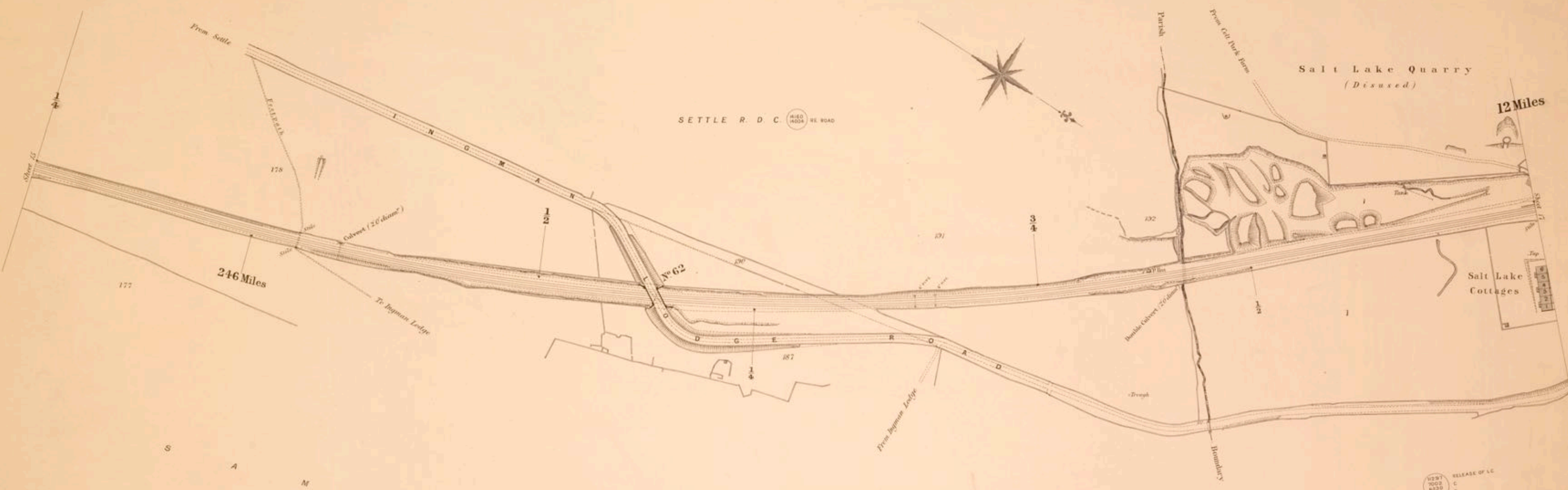
Estate Agents Office,
Midland Railway,
Derby.

P A R I S H O F H O R T O N I N R I B B L E S D A L E



P A R I S H O F H O R T O N I N R I B B L E S D A L E

P A R I S H O F I N G L E T O N
(FORMERLY PARISH OF BENTHAM)



S A M U E L J A M E S B R O W N

Scale, 2 Chains to an Inch.



RELEASE OF L.C.
1897
1002
6339
4704
C

P A R I S H O F I N G L E T O N

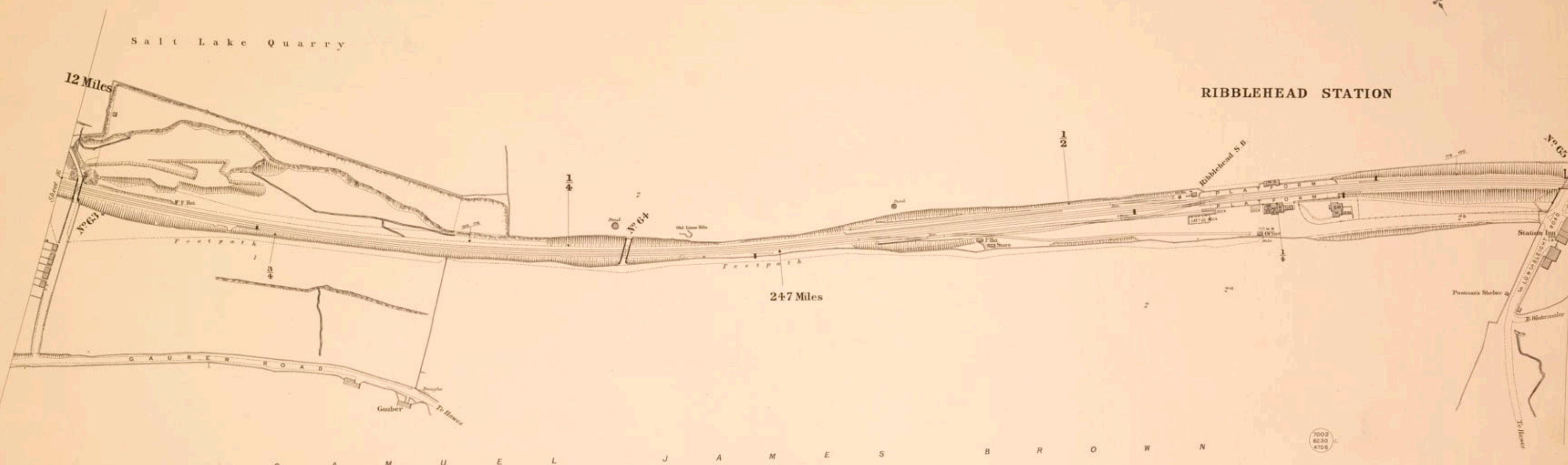
(F O R M E R L Y P A R I S H O F B E N T H A M)



Salt Lake Quarry

12 Miles

RIBBLEHEAD STATION



S A M U E L J A M E S B R O W N

Scale, 2 Chains to an Inch.

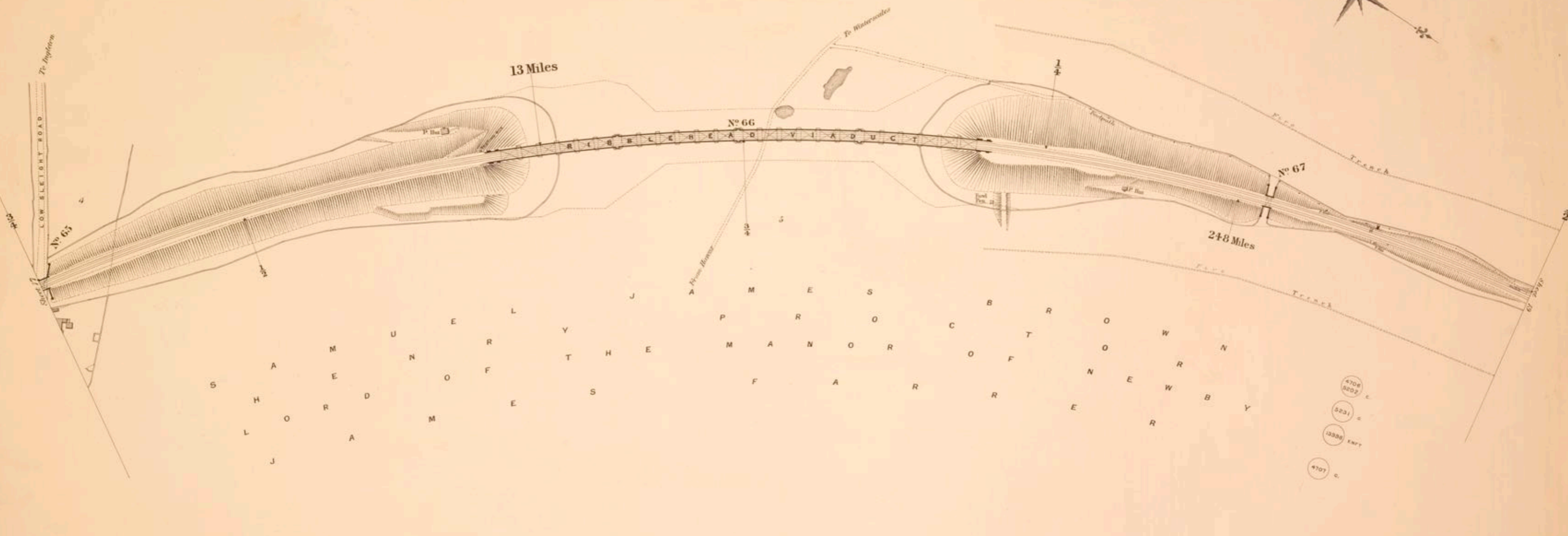


7002
6230
4706


WEST RIDING OF THE COUNTY OF YORK

P A R I S H O F I N G L E T O N

(F O R M E R L Y P A R I S H O F B E N T H A M)

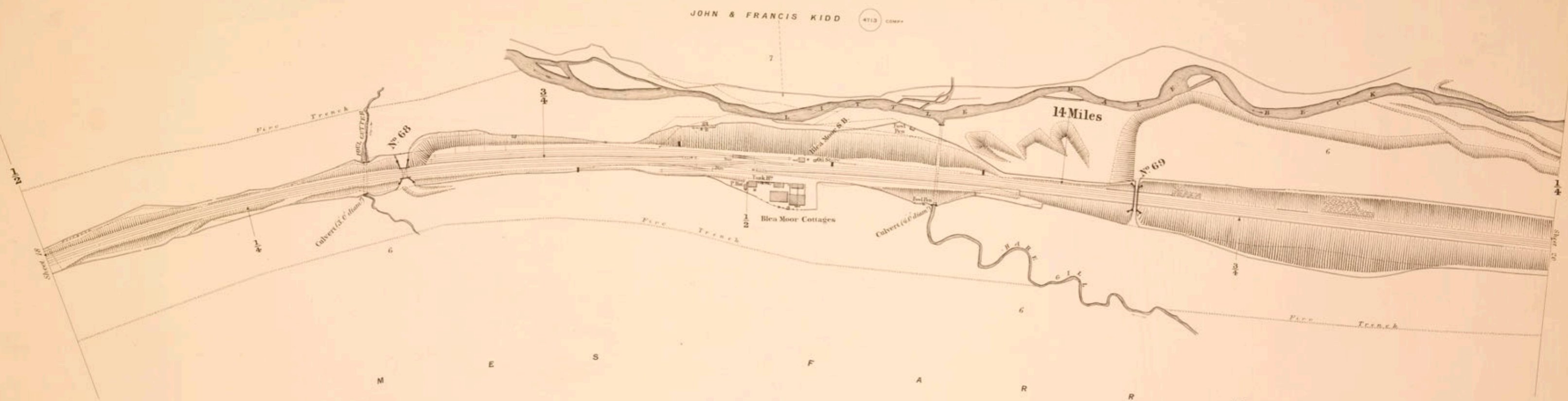


Scale, 2 Chains to an Inch.



P A R I S H O F I N G L E T O N


(FORMERLY PARISH OF BENTHAM)



J A M E S F A R R E R E R

4707
7010

Scale, 2 Chains to an Inch.

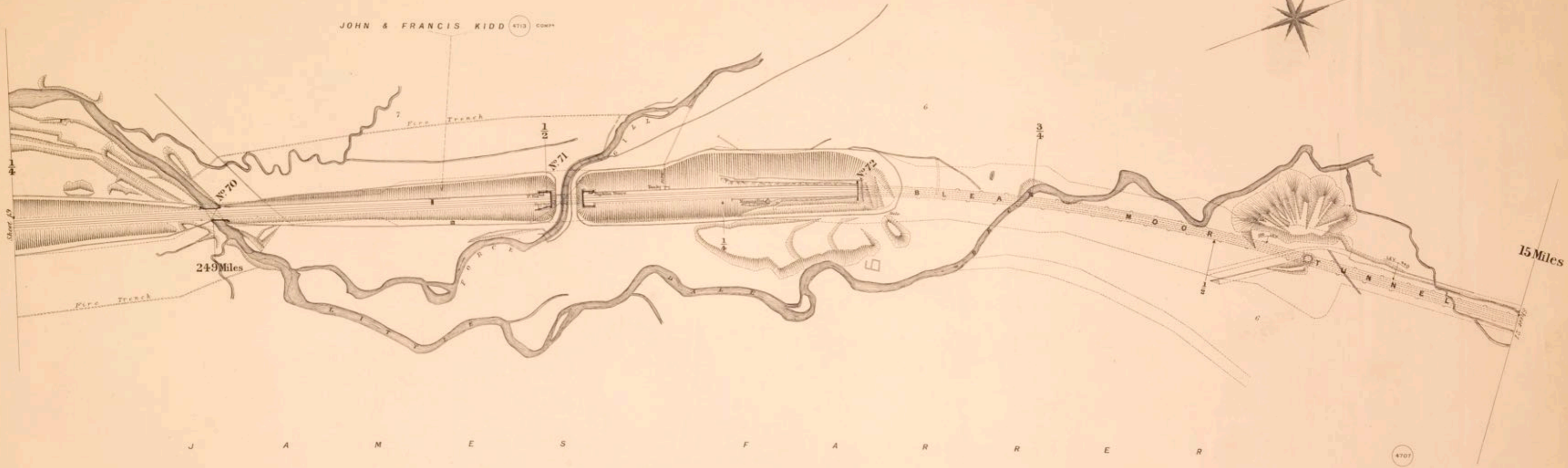


WEST RIDING OF THE COUNTY OF YORK


P A R I S H O F I N G L E T O N

(F O R M E R L Y P A R I S H O F B E N T H A M)

JOHN & FRANCIS KIDD 4713 COMPY



Scale, 2 Chains to an Inch.



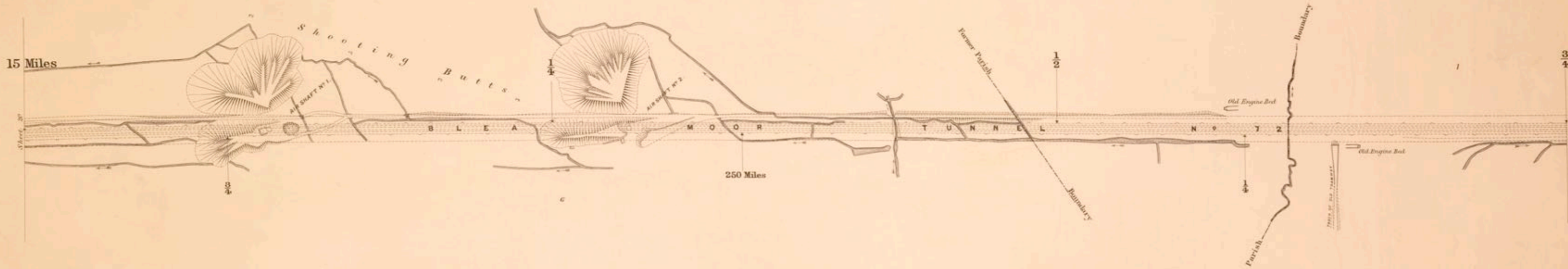
4707

WEST RIDING OF THE COUNTY OF YORK

P A R I S H O F I N G L E T O N

(F O R M E R L Y P A R I S H O F B E N T H A M)


P A R I S H O F D E N T
F O R M E R L Y
(P A R I S H O F S E D B E R G H)



J A M E S F A R R E R

4707

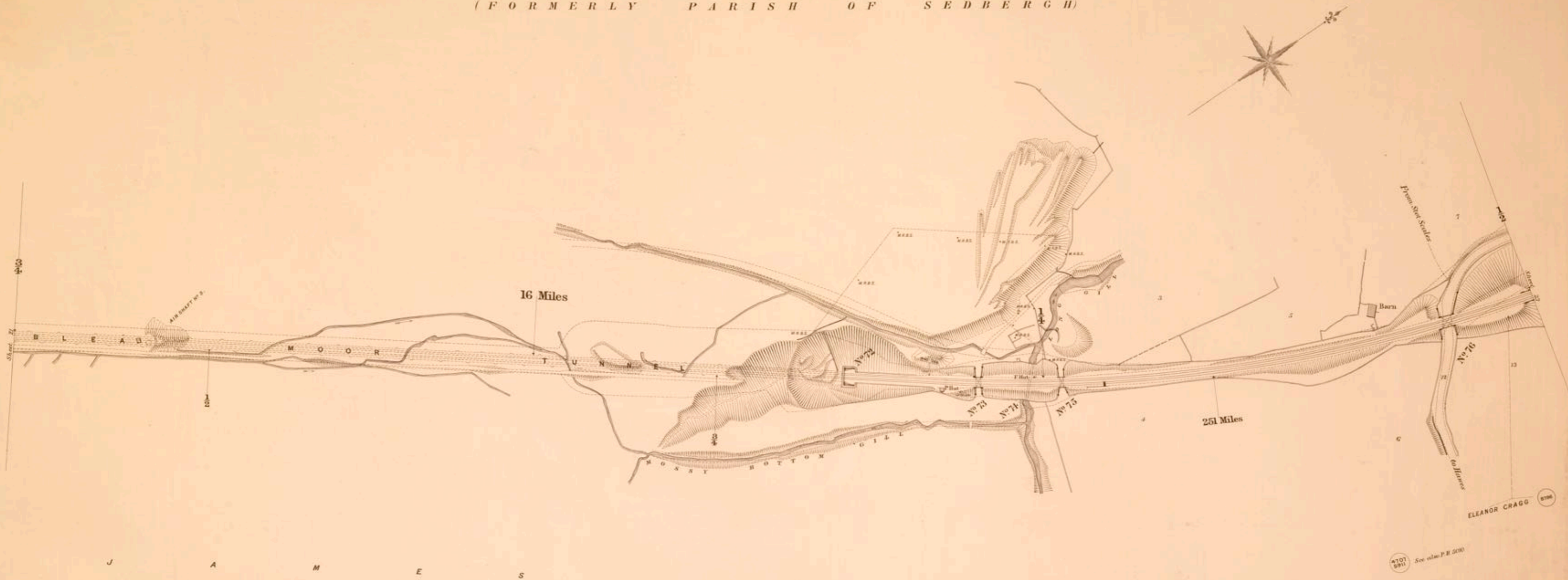
Scale, 2 Chains to an Inch.




WEST RIDING OF THE COUNTY OF YORK

P A R I S H O F D E N T

(FORMERLY PARISH OF SEDBERGH)



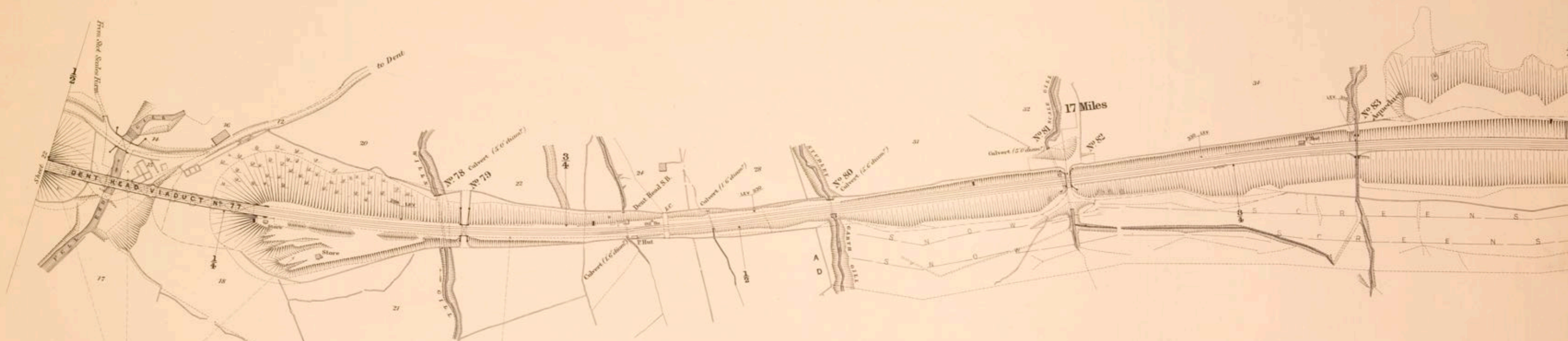
Scale, 2 Chains to an Inch.



WEST RIDING OF THE COUNTY OF YORK

P A R I S H O F D E N T

(F O R M E R L Y P A R I S H O F S E D B E R G H)



E L E A N O R C R A G G

E. YEATS & ORS. 5521 N.E.M. Gwent

E A R L O F B E C T I V E
L A D Y H E N R Y B E N T I N C K

1871 LEASE OF RIGHT FOR WORKS EXPIRES SEP 27 1900 (A TO B)

1894 LEASE OF RIGHT FOR WORKS EXPIRES SEP 27 1904 (C TO D)

Scale, 2 Chains to an Inch.



Estate Agents Office, Midland Railway, Derby.

WEST RIDING OF THE COUNTY OF YORK

P A R I S H O F D E N T

(FORMERLY PARISH OF SEDBERGH)



T H E R I G H T H O N O U R A B L E T H E E A R L O F B E C T I V E

ROSA & DORA BLACKMORE


18 Miles

252 Miles

EARL BECTIVE
LADY HENRY BENTINCK

WILLIAM NIXON AND ANOTHER

Scale, 2 Chains to an Inch.

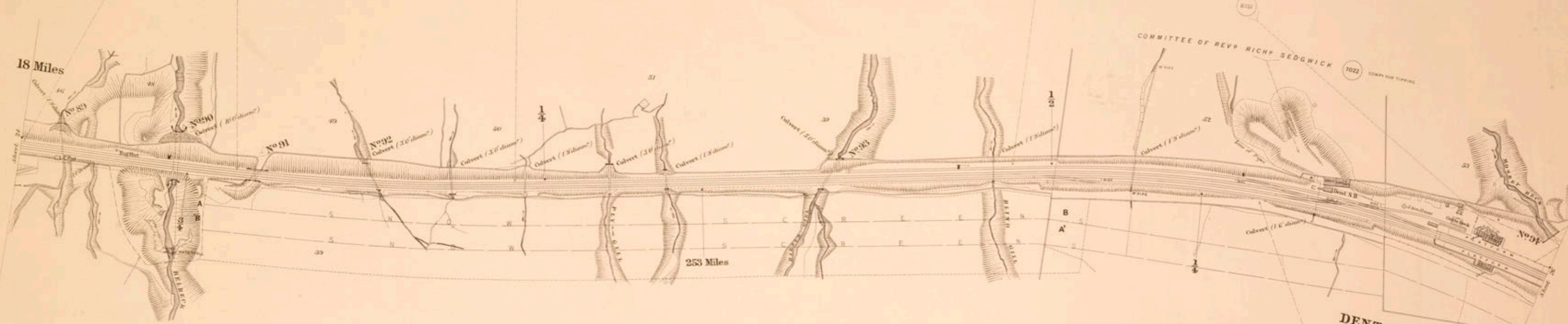


WEST RIDING OF THE COUNTY OF YORK

P A R I S H O F D E N T

(F O R M E R L Y P A R I S H O F S E D B E R G H)

T H E R I G H T H O N O U R A B L E T H E E A R L O F B E C T I V E



T H E E A R L O F B E C T I V E
L A D Y H E N R Y B E N T I N C K


(11003) LEASE OF RIGHT FOR SNOW SCREENS EXPIRES SEPT 28th 1890 (A TO B)

(13436) LEASE OF RIGHT FOR SNOW SCREENS EXPIRES SEPT 27th 1894 (B TO A)

MARY JANE SEDGWICK (5887) LEASE OF RIGHT FOR SNOW SCREENS EXPIRES MARCH 1894 (11074)

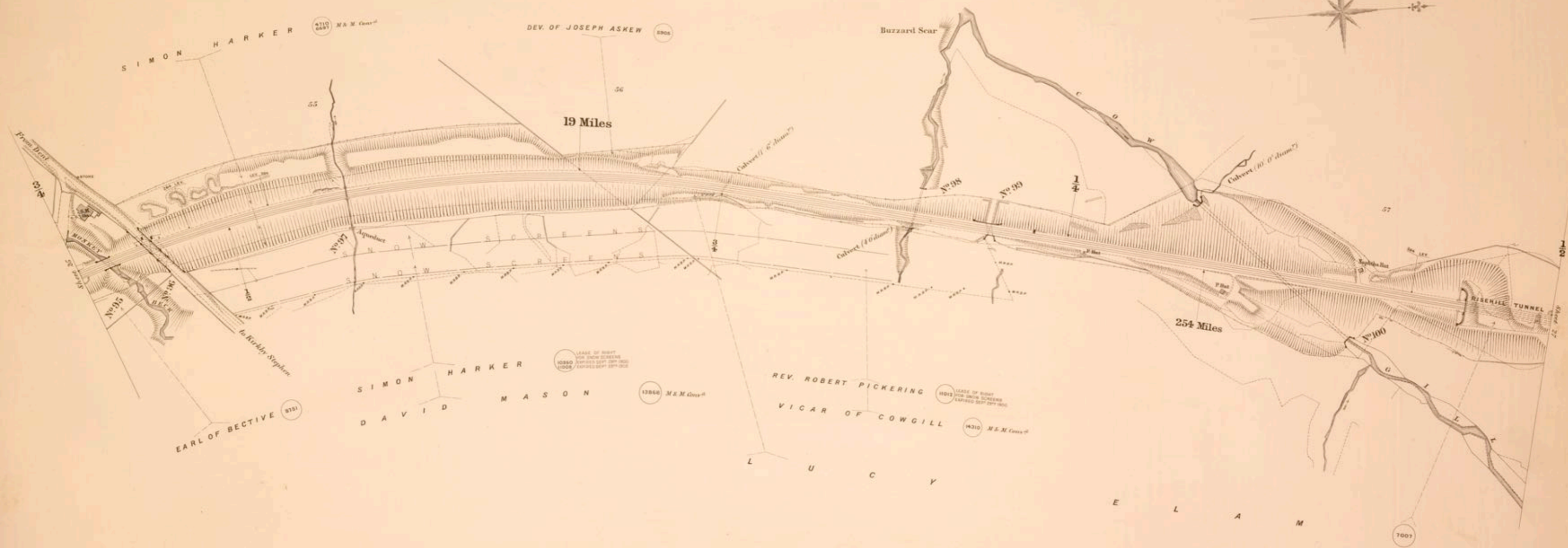
REVS RICHARD SEDGWICK (12552) LEASE OF RIGHT FOR SNOW SCREENS EXPIRES MARCH 1895

Scale, 2 Chains to an Inch.




WEST RIDING OF THE COUNTY OF YORK

P A R I S H O F D E N T
(F O R M E R L Y P A R I S H O F S E D B E R G H)



Scale, 2 Chains to an Inch.

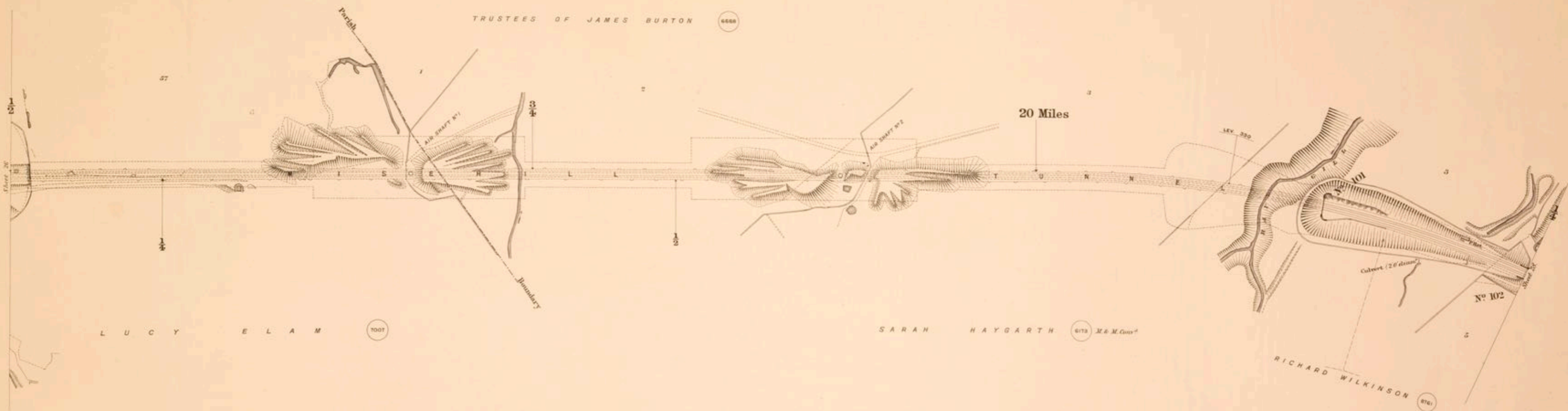


WEST RIDING OF THE COUNTY OF YORK

P A R I S H O F G A R S D A L E

(F O R M E R L Y P A R I S H O F S E D B E R G H)

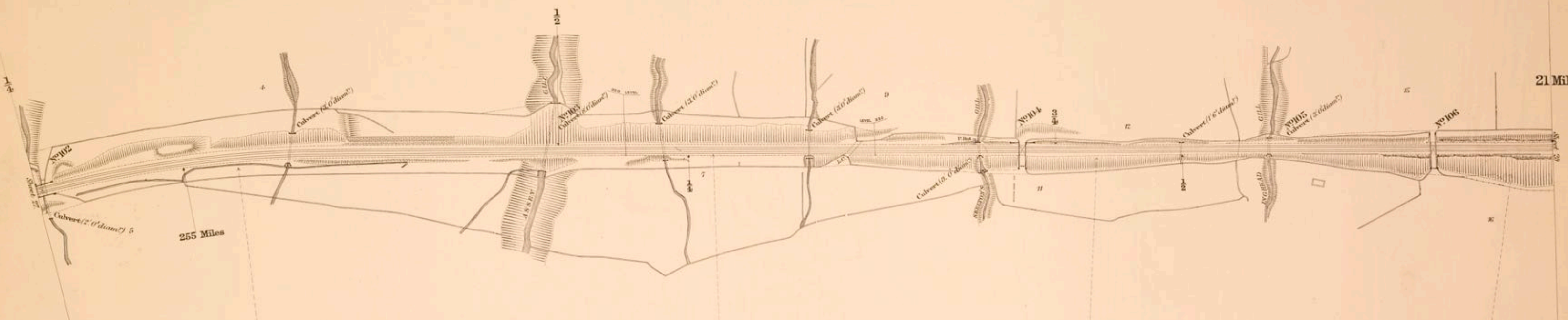
PARISH OF DENT
FORMERLY
PARISH OF SEDBERGH



Scale, 2 Chains to an Inch.




P A R I S H O F G A R S D A L E
(F O R M E R L Y P A R I S H O F S E D B E R G H)



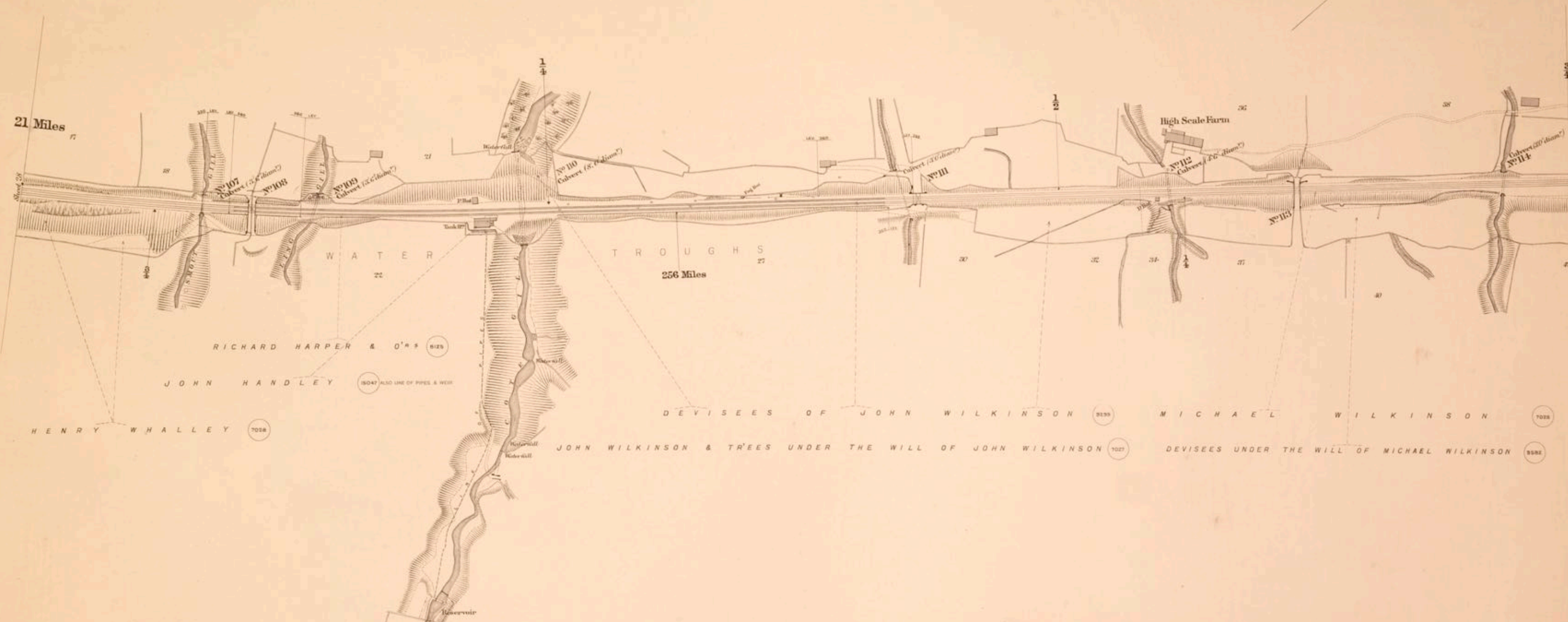
T H O M A S W I N N & O F F 8762 J A M E S B L A D E S 6487 M.A.M.G. 5314 W I L L I A M H A R R I S O N 5314 H E N R Y W H A L L E Y 7028

Scale, 2 Chains to an Inch.



Estate Agents Office,
Midland Railway,
Derby.

P A R I S H O F G A R S D A L E
(F O R M E R L Y P A R I S H O F S E D B E R G H)



21 Miles

256 Miles

RICHARD HARPER & O^{RS} 6125

JOHN HANDLEY 18047 ALSO LINE OF PIPES & WEIR

HENRY WHALLEY 7028

DEVISEES OF JOHN WILKINSON 9139

MICHAEL WILKINSON 7028

JOHN WILKINSON & TREES UNDER THE WILL OF JOHN WILKINSON 7027

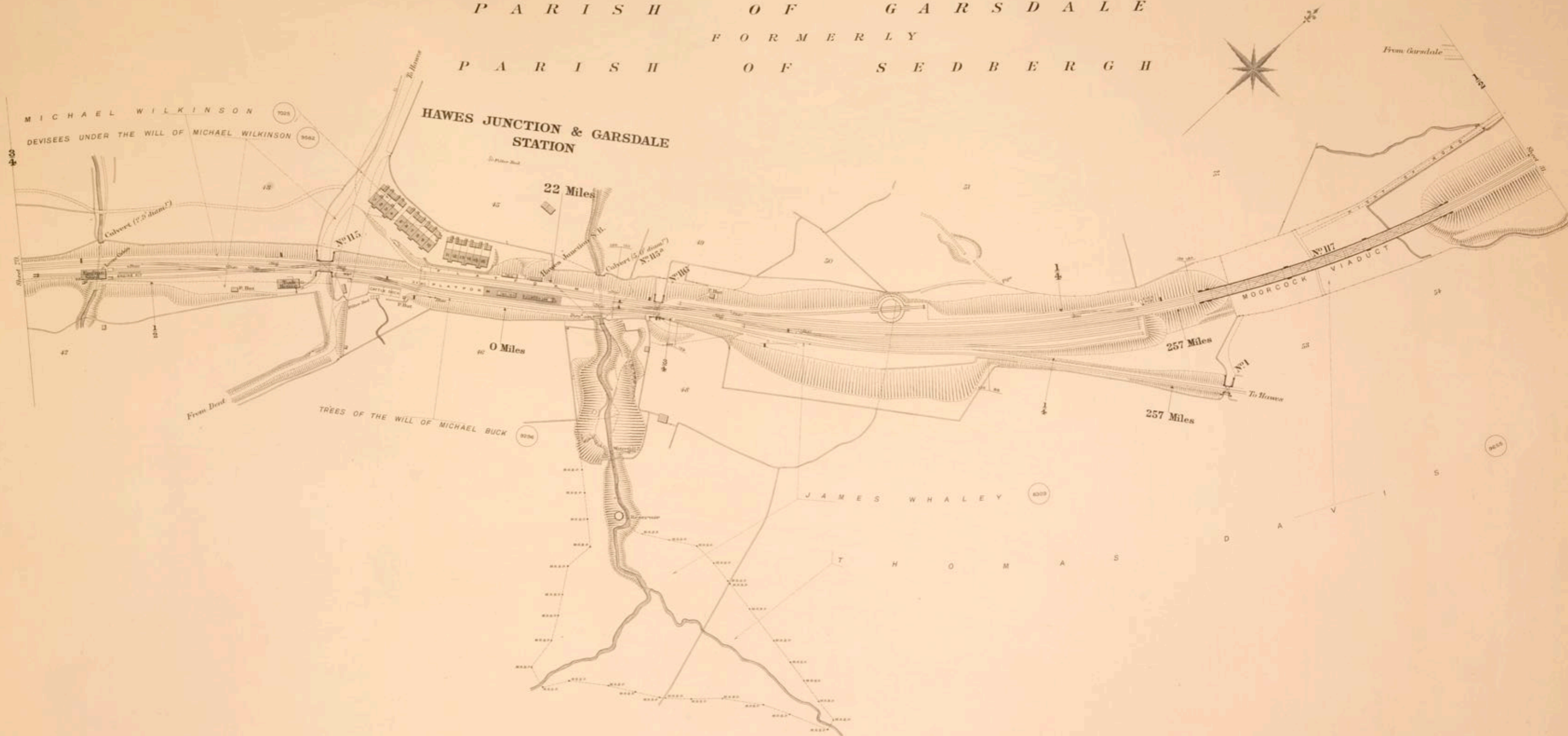
DEVISEES UNDER THE WILL OF MICHAEL WILKINSON 9582

Scale, 2 Chains to an Inch.



WEST RIDING OF THE COUNTY OF YORK

P A R I S H O F G A R S D A L E
F O R M E R L Y
P A R I S H O F S E D B E R G H



Scale, 2 Chains to an Inch.

