


# MIDLAND RAILWAY. DUFFIELD AND WIRKSWORTH BRANCH LAND PLAN.

Surveyed by  
*P. S. McCallum,*  
Estate Agent,  
DERBY. 1902.

## Reference.

SIGNALS, &c. The Signals are shown as they appear to view



## Title of Act.

The Midland Railway (New Lines and Additional Powers) Act; 1863—26 & 27 Vict.  
Royal assent 21st July, 1863.

COLOURING. The Company's FREEHOLD Property is shown by RED Colour   
Do. LEASEHOLD do. RED EDGE ONLY   
Property owned JOINTLY with other Companies GREEN Colour   
Do. over or through which the Company has an EASEMENT is shown by RED dotted lines.   
Do. over or through which the Company has granted an EASEMENT is shown by PURPLE dotted lines.   
Do. granted on LEASE by the Company, by RED Full lines.   
Do. SOLD or otherwise disposed of by the Company is shown by PURPLE colour   
MINERALS specially purchased by the Company shown by BLUE Full Lines.

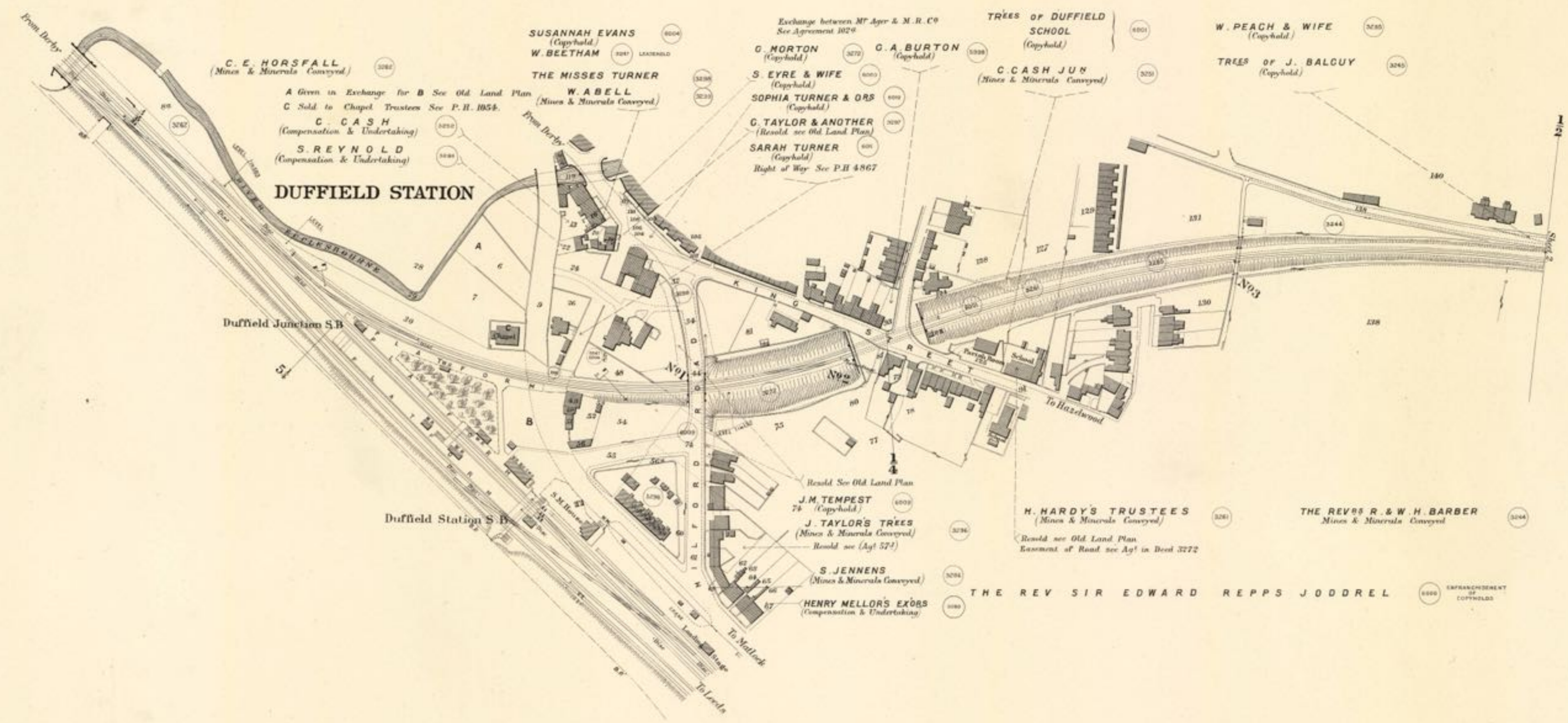
NOTE.— Vendors Names are written in block as VENDOR.  
The figures within the circle after the names of the Vendors refer to the numbers on the deeds relating to the purchase. (214)  
The slanting figures, as 20, refer to Parliamentary numbers (Original Act).  
Do. within a triangle as 20, are the Parliamentary numbers referring to subsequent Acts.

1997-5/1178.1


C O U N T Y O F D E R B Y

P A R I S H O F D U F F I E L D

F O R M E R L Y T O W N S H I P O F D U F F I E L D



Scale, 2 Chains to an Inch.



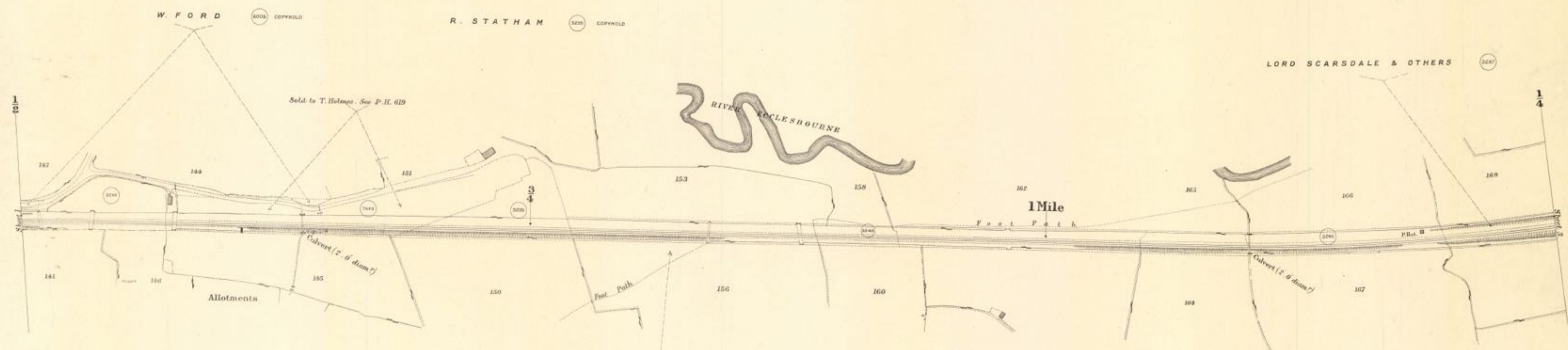
Estate Agents Office,  
Midland Railway,  
Derby.

1997-5/1178.2

C O U N T Y O F D E R B Y

P A R I S H O F D U F F I E L D

FORMERLY TOWNSHIP OF DUFFIELD



THE REVDS R & W. H. BARBER (Mines & Minerals Conveyed) 3244


HARRIET BAGDALEY & ORS (Mines & Minerals Conveyed) 2441 COPYHOLD

THOMAS HOLMES (Mines & Minerals Conveyed) 9009

JOHN BALGUY & TREES 3243 COPYHOLD

THE REV. SIR EDWARD REPPS JODDREL 9008 ENFRANCHISEMENT OF COPYHOLD

Scale, 2 Chains to an Inch.



Estate Agents Office, Midland Railway, Derby.

1947-5/11783

C O U N T Y O F D E R B Y

P A R I S H O F D U F F I E L D

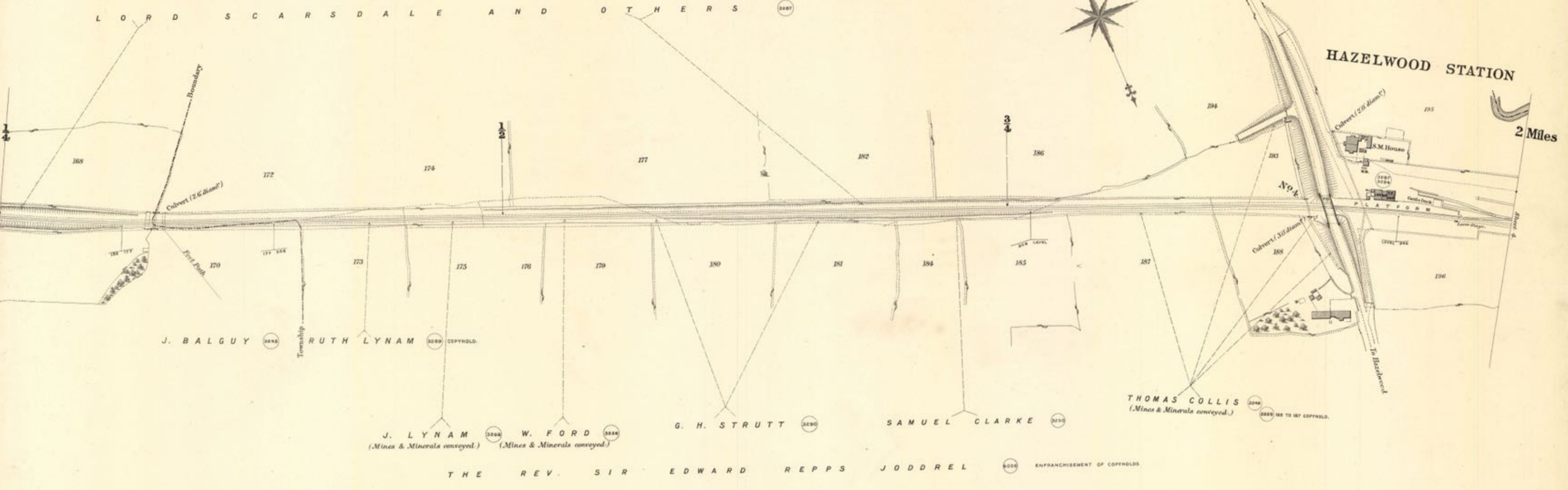
F O R M E R L Y T O W N S H I P O F H A Z E L W O O D

L O R D S C A R S D A L E A N D O T H E R S



H A Z E L W O O D S T A T I O N

2 Miles



J. B A L G U Y

R U T H L Y N A M

J. L Y N A M  
(Mines & Minerals conveyed)

W. F O R D  
(Mines & Minerals conveyed)

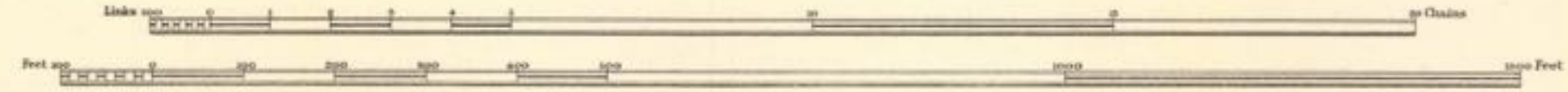
G. H. S T R U T T

S A M U E L C L A R K E

T H O M A S C O L L I S  
(Mines & Minerals conveyed)

T H E R E V. S I R E D W A R D R E P P S J O D D R E L

Scale. 2 Chains to an Inch.



Estate Agents Office,  
Midland Railway,  
Derby.

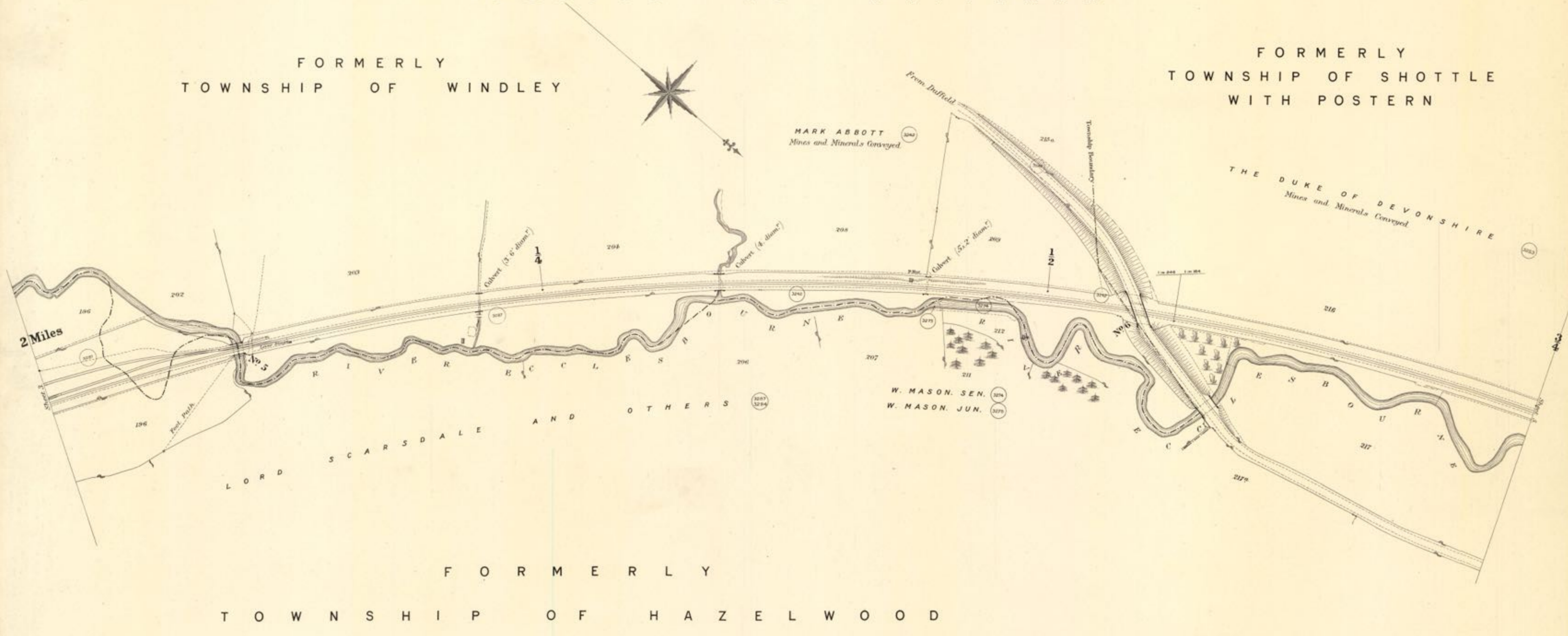
1997-5/178, 4

C O U N T Y O F D E R B Y

P A R I S H O F D U F F I E L D


FORMERLY  
TOWNSHIP OF WINDLEY

FORMERLY  
TOWNSHIP OF SHOTTLE  
WITH POSTERN



FORMERLY  
TOWNSHIP OF HAZELWOOD

Scale. 2 Chains to an Inch.

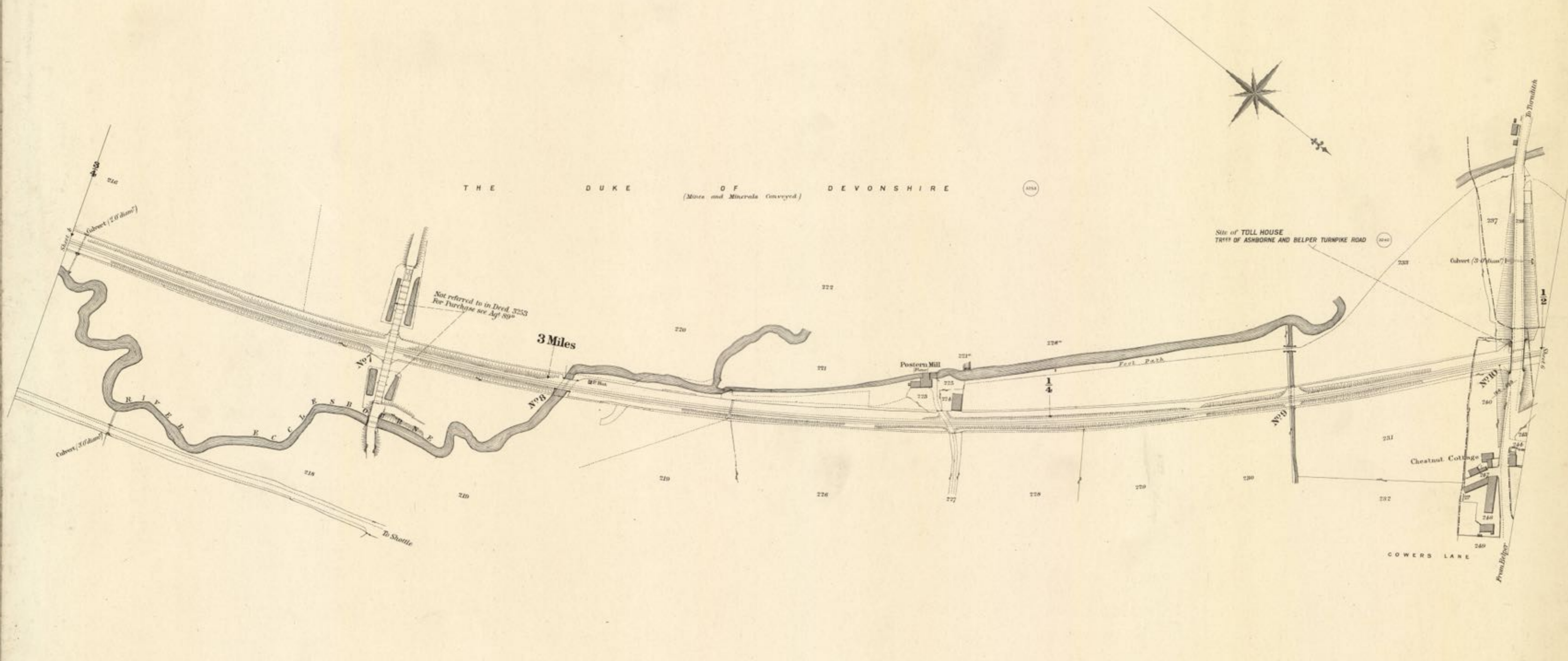


1997-5/1178.S

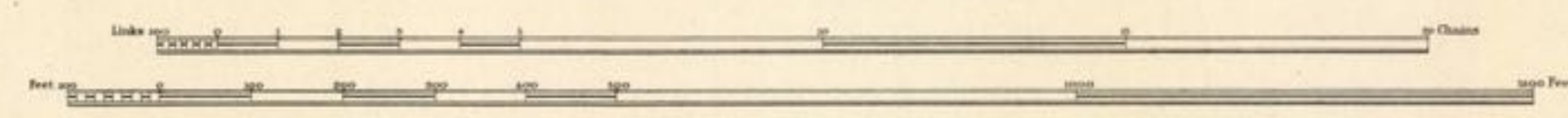
C O U N T Y O F D E R B Y

P A R I S H O F D U F F I E L D

1997-5/119.6



Scale. 2 Chains to an Inch.




Estate Agents Office,  
Midland Railway  
Derby.

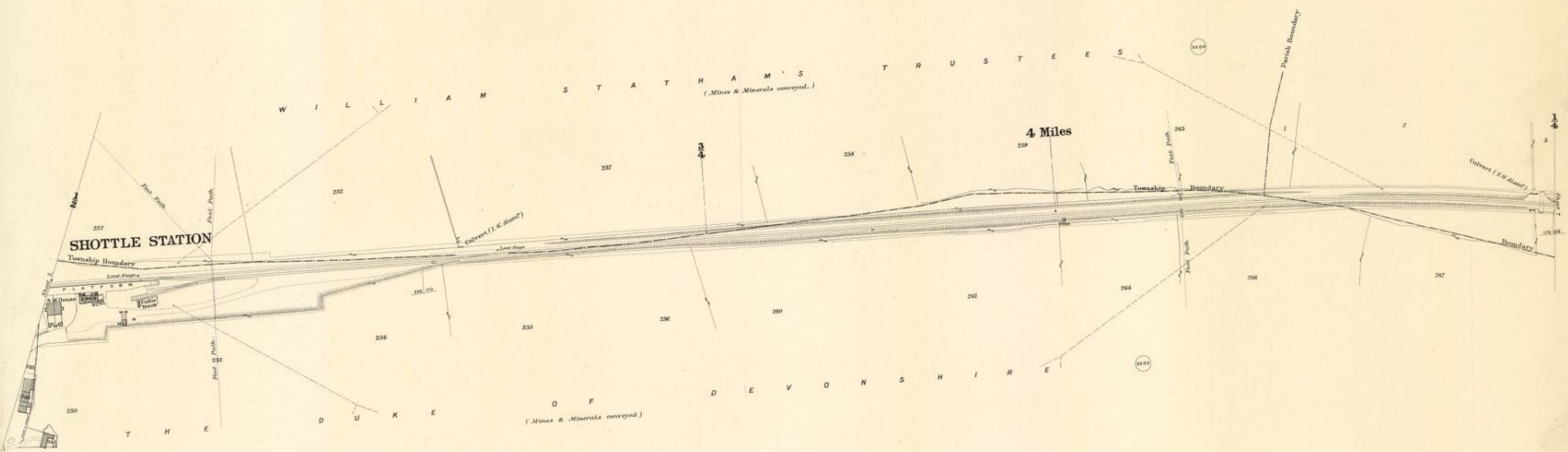
C O U N T Y O F D E R B Y

P A R I S H O F D U F F I E L D

T O W N S H I P O F T U R N D I T C H




PARISH OF WIRKSWORTH  
TOWNSHIP OF IDRIDGEHAY



P A R I S H O F D U F F I E L D  
( F O R M E R L Y T O W N S H I P O F S H O T T L E W I T H P O S T E R N )

Scale, 2 Chains to an Inch.



Estate Agent's Office,  
Midland Railway,  
Derby.

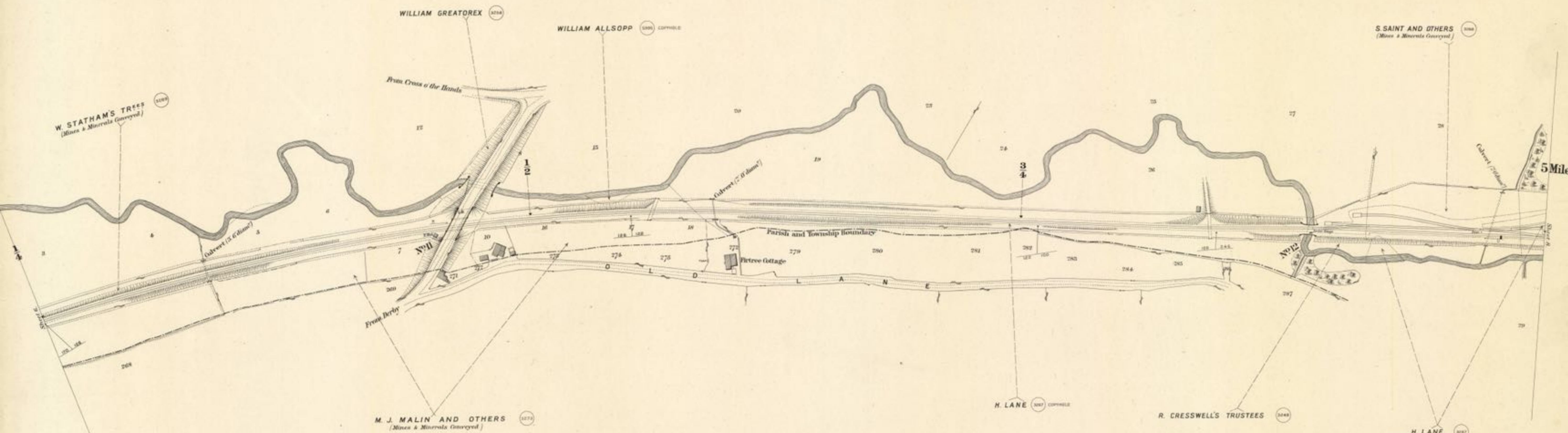
1497-5/1178-7

C O U N T Y O F D E R B Y

P A R I S H O F W I R K S W O R T H  
FORMERLY TOWNSHIP OF IDRIDGEHAY

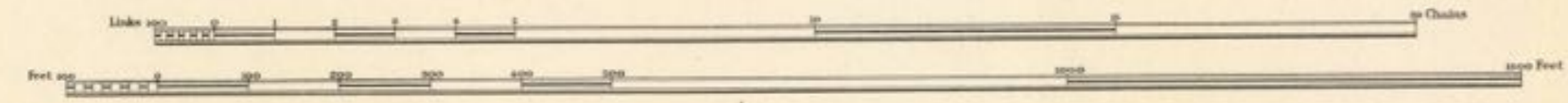


1917-5/1178.8



P A R I S H O F D U F F I E L D  
FORMERLY TOWNSHIP OF SHOTTLE  
WITH POSTERN

Scale, 2 Chains to an Inch.



Estate Agent's Office,  
Midland Railway,  
Derby.

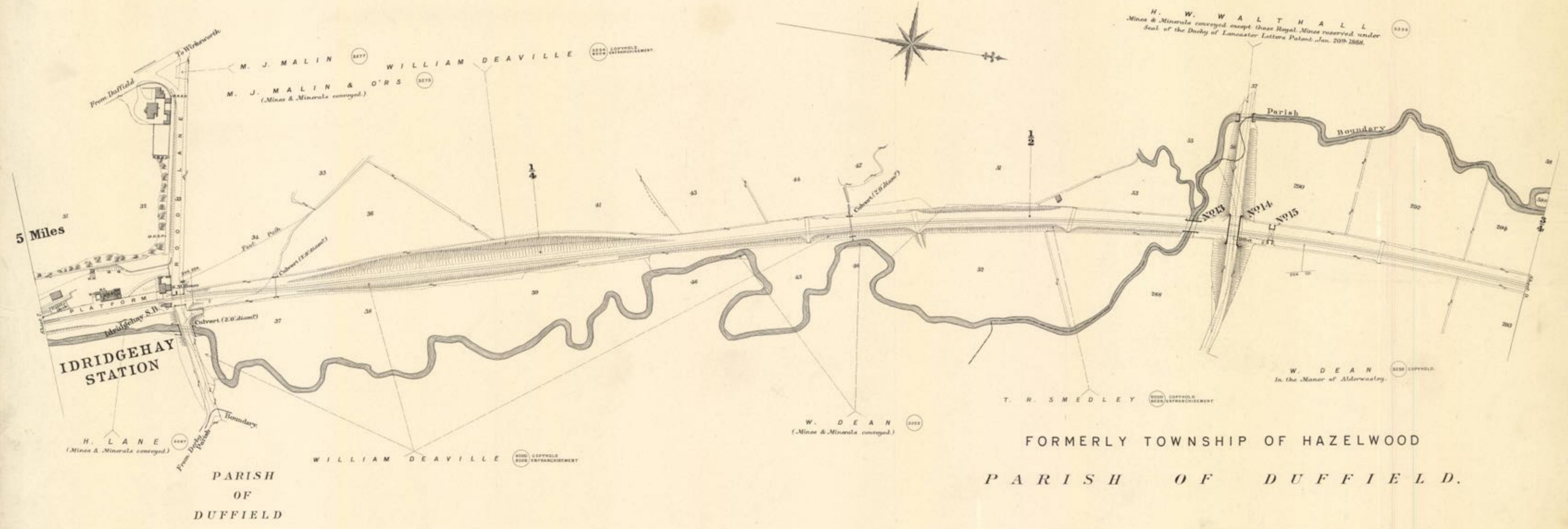


C O U N T Y O F D E R B Y

P A R I S H O F W I R K S W O R T H

F O R M E R L Y

T O W N S H I P O F I D R I D G E H A Y & A L T O N



5 Miles

IDRIDGEHAY STATION

PARISH OF DUFFIELD

FORMERLY TOWNSHIP OF HAZELWOOD  
PARISH OF DUFFIELD.

Scale, 2 Chains to an Inch.



Estate Agent's Office,  
Midland Railway,  
Derby.

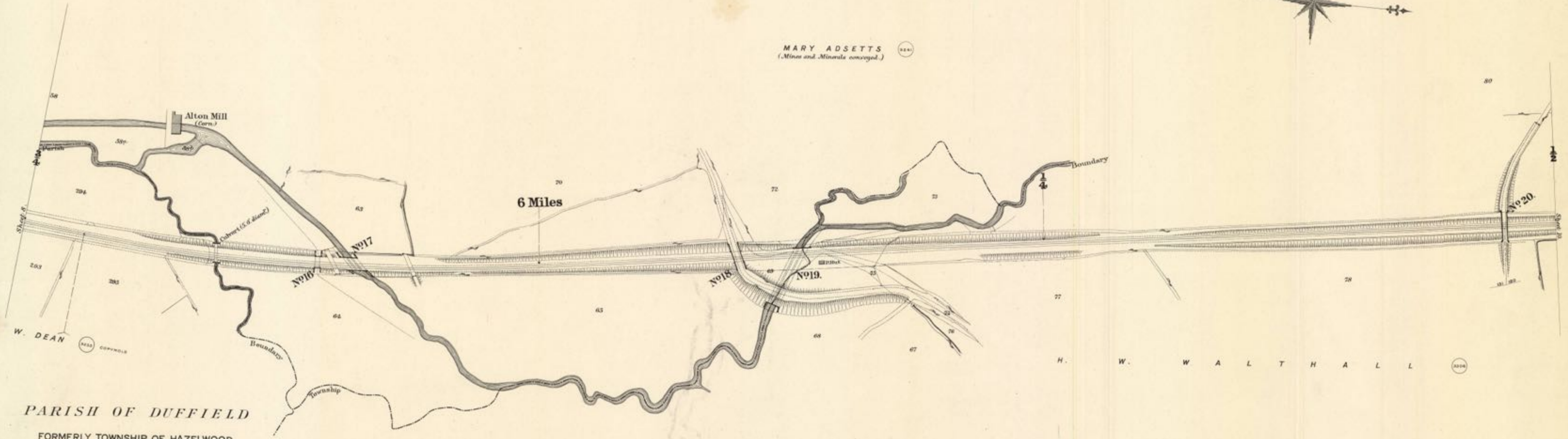
1997-5/1178.9

C O U N T Y O F D E R B Y

P A R I S H O F W I R K S W O R T H  
FORMERLY TOWNSHIP OF IDRIDGEHAY AND ALTON




MARY ADSETTS  
(Mines and Minerals conveyed.)



P A R I S H O F W I R K S W O R T H  
FORMERLY TOWNSHIP OF ASHLEYHAY

Scale, 2 Chains to an Inch.



Estate Agents Office,  
Midland Railway  
Derby.

997-5/178.10

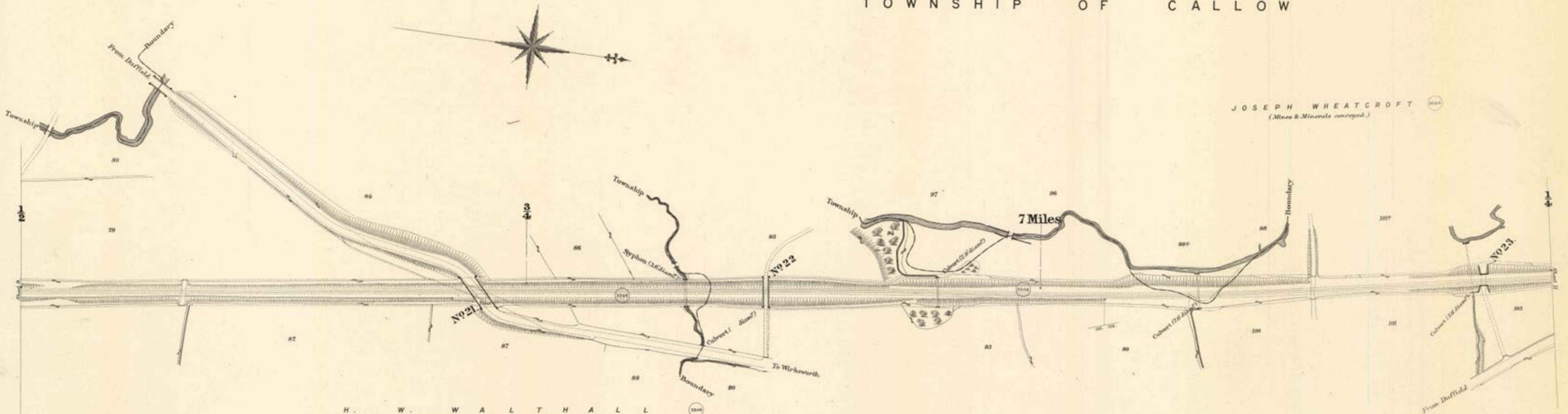
C O U N T Y O F D E R B Y

P A R I S H O F W I R K S W O R T H

FORMERLY  
TOWNSHIP OF  
IDRIDGEHAY & ALTON.

FORMERLY  
TOWNSHIP OF CALLOW

JOSEPH WHEATCROFT  
(Mines & Minerals conveyed.)




H. W. W A L T H A L L  
(Mines and Minerals conveyed except those Royal Mines reserved  
under Seal of the Duchy of Lancaster Letters Patent Jan. 29th 1868.)

FORMERLY  
TOWNSHIP OF ASHLEYHAY

FORMERLY TOWNSHIP OF WIRKSWORTH

Scale. 2 Chains to an Inch.



Estate Agents Office,  
Midland Railway,  
Derby.

1997-5/1178.11

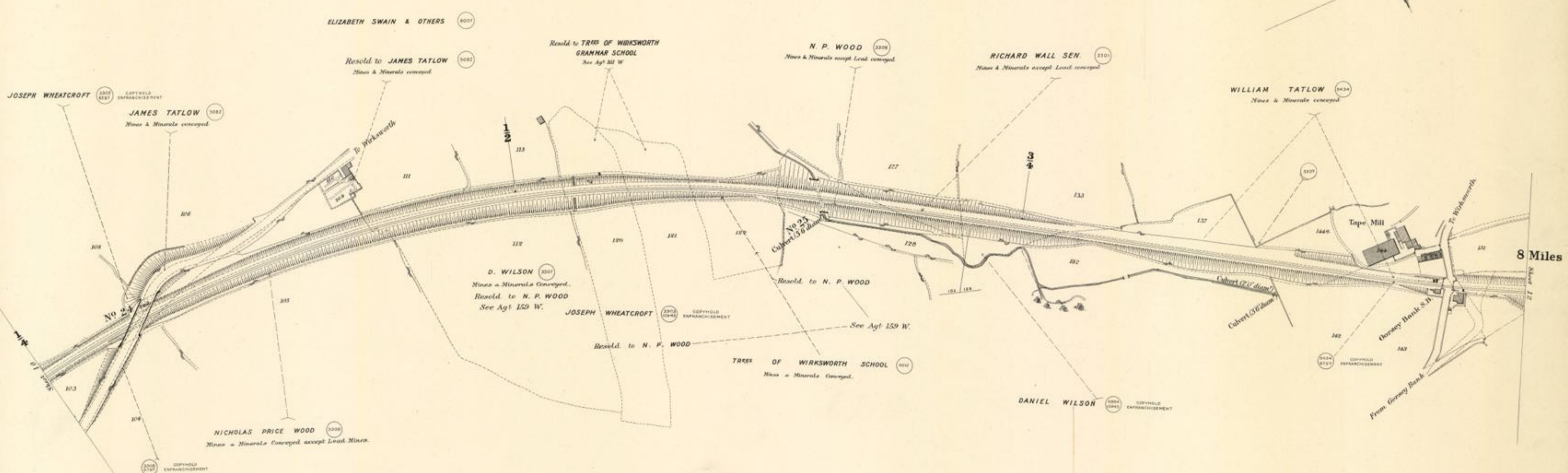
C O U N T Y O F D E R B Y

P A R I S H O F W I R K S W O R T H

F O R M E R L Y

T O W N S H I P O F W I R K S W O R T H

1997-5/178.12



8 Miles

VICTORIA R 41. ENFRANCHISEMENT  
ECCLESIASTICAL COMMISSIONERS 6787. ENFRANCHISEMENT

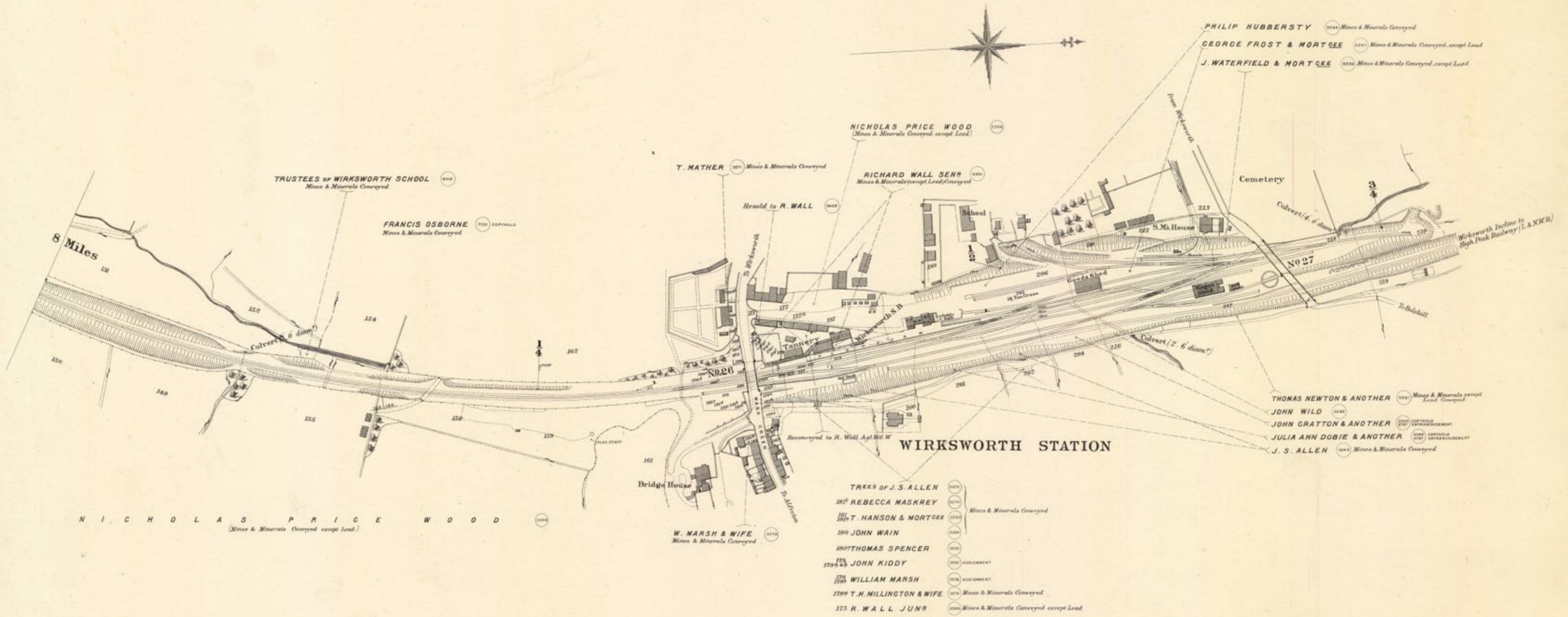
Scale, 2 Chains to an Inch.



Estate Agents Office,  
Midland Railway,  
Derby.

C O U N T Y O F D E R B Y

P A R I S H O F W I R K S W O R T H



1997-5/1178.13

Estate Agents Office,  
Midland Railway,  
Derby.