

MIDLAND RAILWAY.

TIBSHELF TO TEVERSALL

AND

PLEASLEY & EXTENSION AND SKEGBY BRANCH.


LAND PLAN.

Surveyed by
P. S. McCallum,
 Estate Agent,
 DERBY.
 1907.

Titles of Acts.

Reference.

SIGNALS, &c. The Signals are shown as they appear to view



The Midland Railway (New Lines)	Tibshelf to Teversall -	Act 1861—24 & 25 Vict.	Royal Assent	7th June, 1861.
Do. (Additional Powers)	Teversall Branch Extension	Act 1867—30 & 31 Vict.	do.	12th Aug., 1867.
Do. do.	Teversall & Pleasley Extension	Act 1873—36 & 37 Vict.	do.	28th July, 1873.
Do. do.	Pleasley Extension	Act 1874—37 & 38 Vict.	do.	30th July, 1874.
Do. do.	do. (Extension of time)	Act 1878—41 Vict.	do.	17th June, 1878.
SKEGBY COLLIERY BRANCH.				
Do. (New Lines & Additional Powers)	Skegby Branch	Act 1864—27 & 28 Vict.	do.	25th July, 1864.
Do. (Additional Powers)	do. Extension	Act 1873—36 & 37 Vict.	do.	28th July, 1873.
Do. -	Tibshelf New Colliery Branch	Act 1892—55 & 56 Vict.	do.	28th June, 1892.

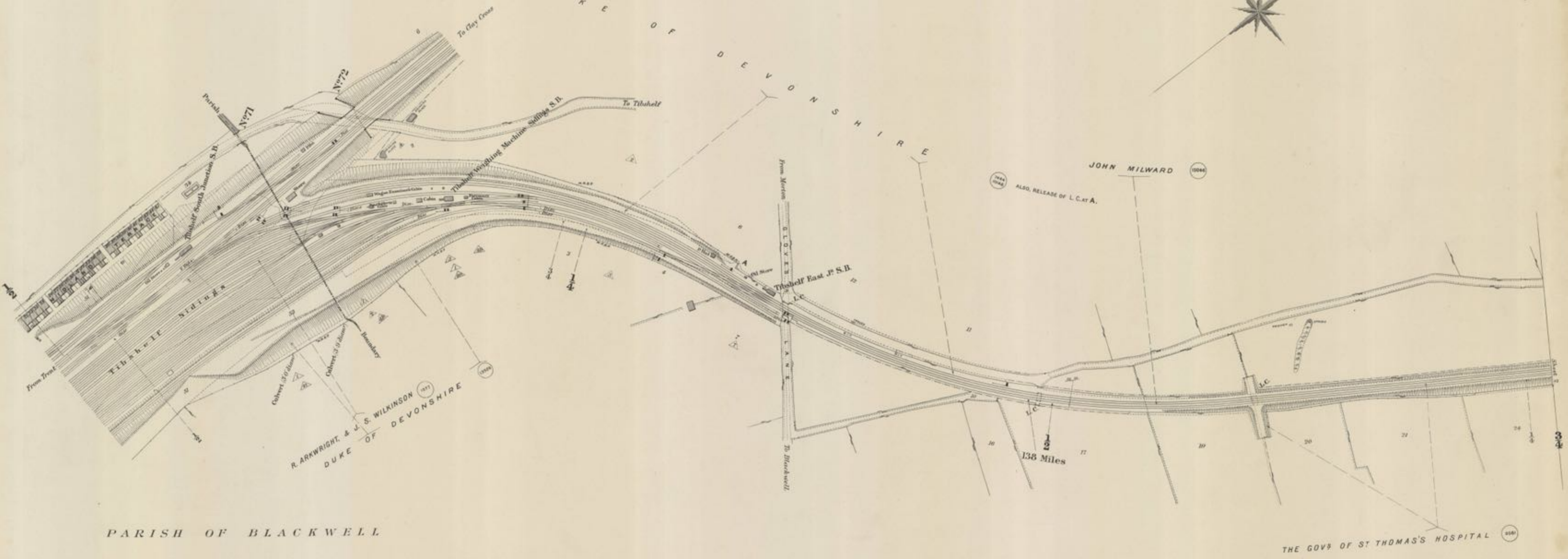
COLORING. The Company's FREEHOLD Property is shown by RED Colour
 Do. LEASEHOLD do. RED EDGE ONLY
 Property owned JOINTLY with other Companies GREEN Colour
 Do. over or through which the Company has an EASEMENT is shown by RED dotted lines
 Do. over or through which the Company has granted an EASEMENT is shown by PURPLE dotted lines
 Do. granted on LEASE by the Company by RED Full lines
 Do. SOLD or otherwise disposed of by the Company is shown by PURPLE colour
 MINERALS specially purchased by the Company shown by BLUE Full lines
 Do. SOLD or otherwise disposed of to the Company shown by PURPLE Full lines

NOTE. Vendors Names are written in block as VENDOR.
 The figures within the circle after the names of the Vendors refer to the numbers on the deeds relating to the purchase.
 The slanting figures as 201 refer to Parliamentary numbers (Original Act) within a triangle as 20 are the Parliamentary numbers referring to subsequent Acts.

C O U N T Y O F D E R B Y

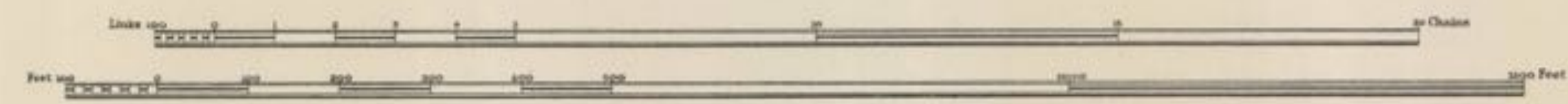
P A R I S H O F T I B S H E L F

D U K E O F D E V O N S H I R E



P A R I S H O F B L A C K W E L L

Scale, 2 Chains to an Inch.

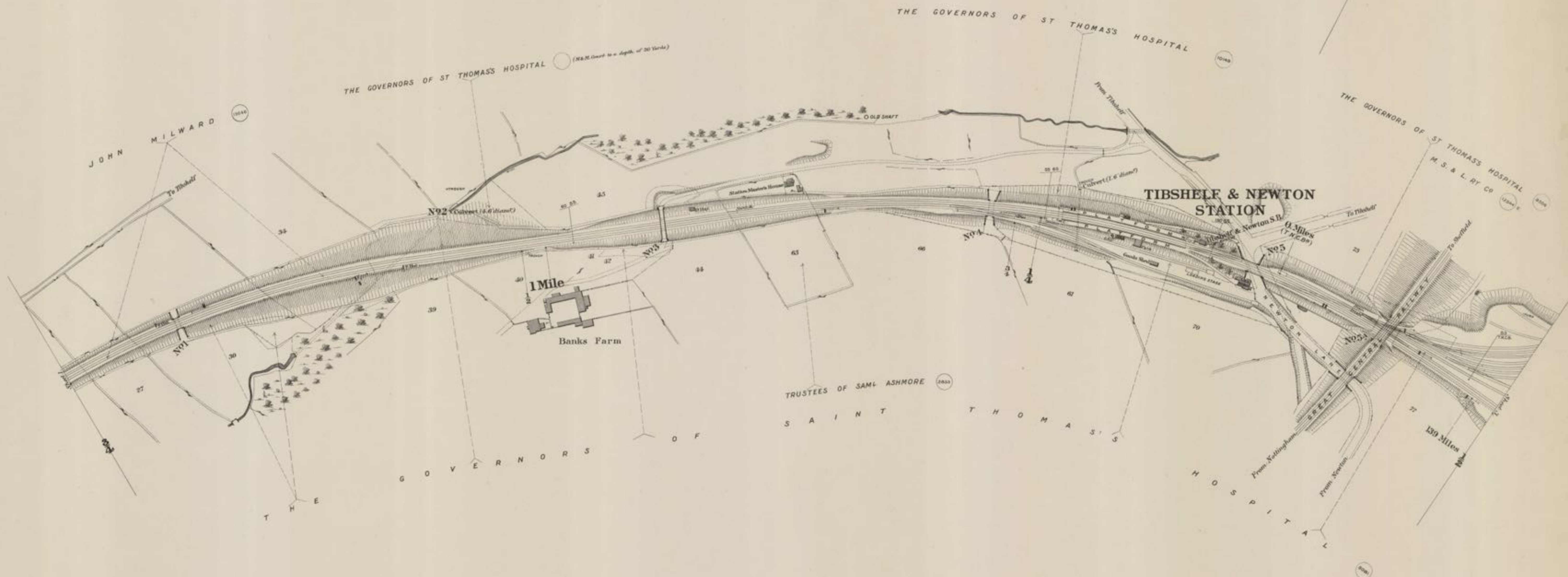


Estate Agents Office, Midland Railway Derby.

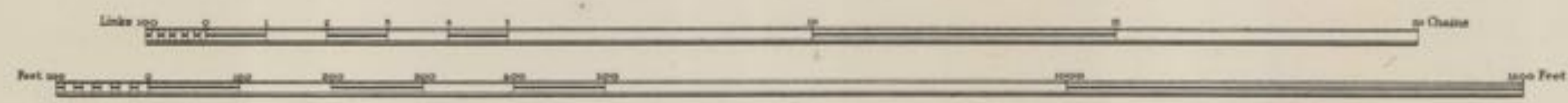
1997-5/1175.2

C O U N T Y O F D E R B Y

P A R I S H O F T I B S H E L F



Scale. 2 Chains to an Inch.



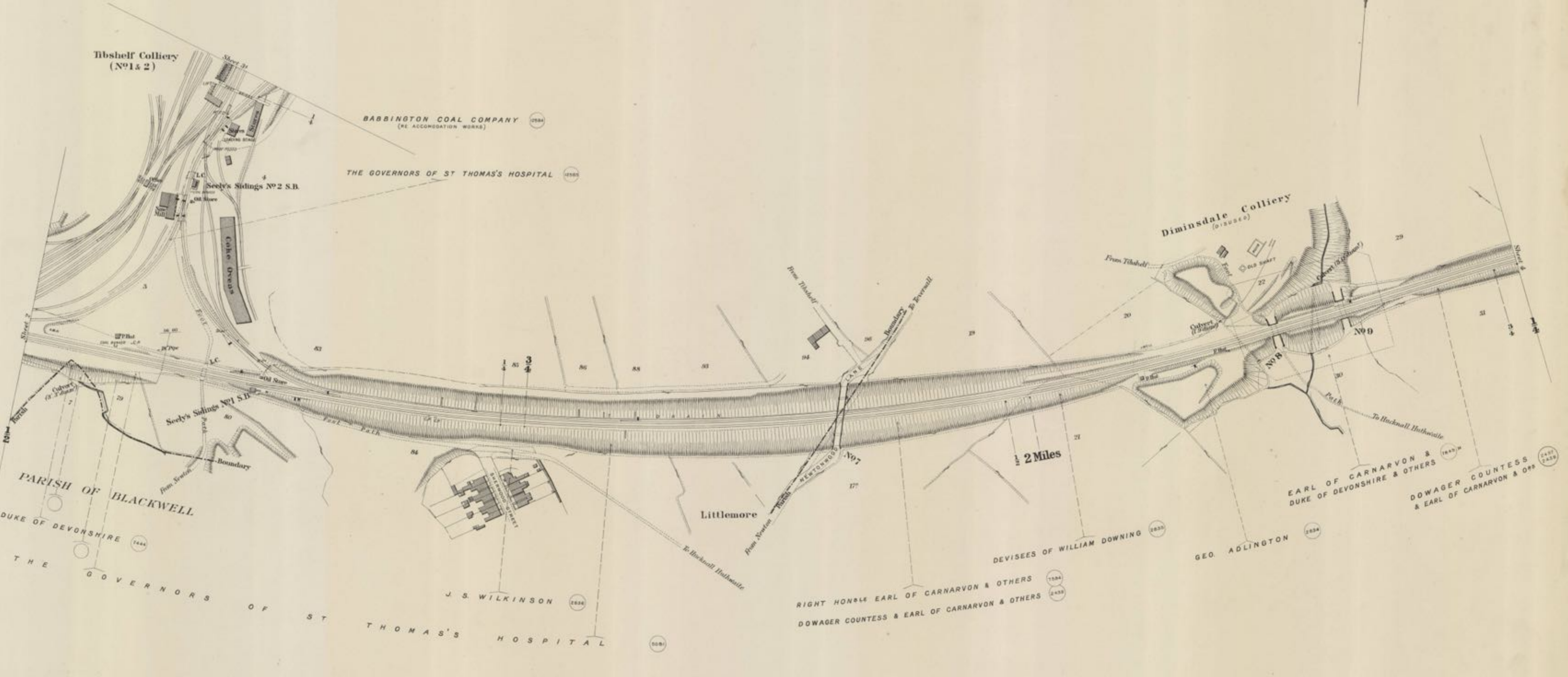
Estate Agents Office,
Midland Railway
Derby.

1997-5/1175.3

C O U N T Y O F D E R B Y


P A R I S H O F T I B S H E L F

P A R I S H O F B L A C K W E L L



1/2 Miles

Scale. 2 Chains to an Inch.



Estate Agents Office,
Midland Railway,
Derby.

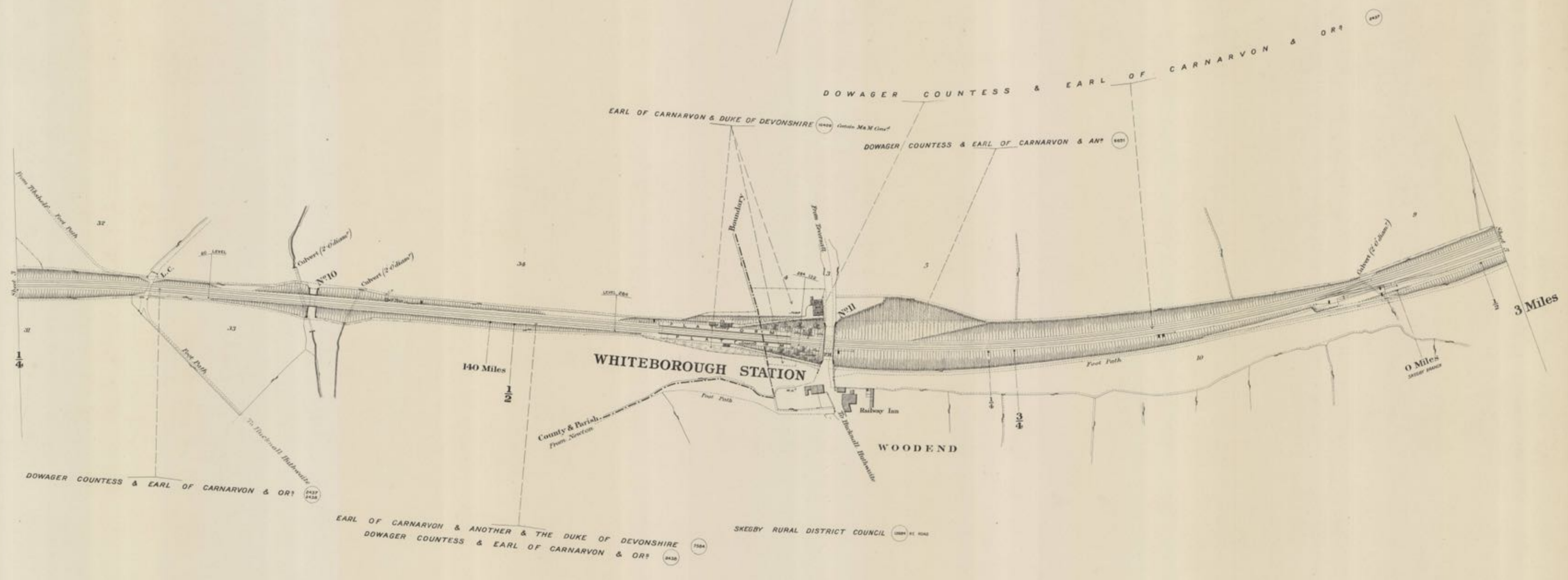
1907/5/1175.4

COUNTY OF DERBY


COUNTY OF NOTTINGHAM

PARISH OF BLACKWELL

PARISH OF TEVERSALL



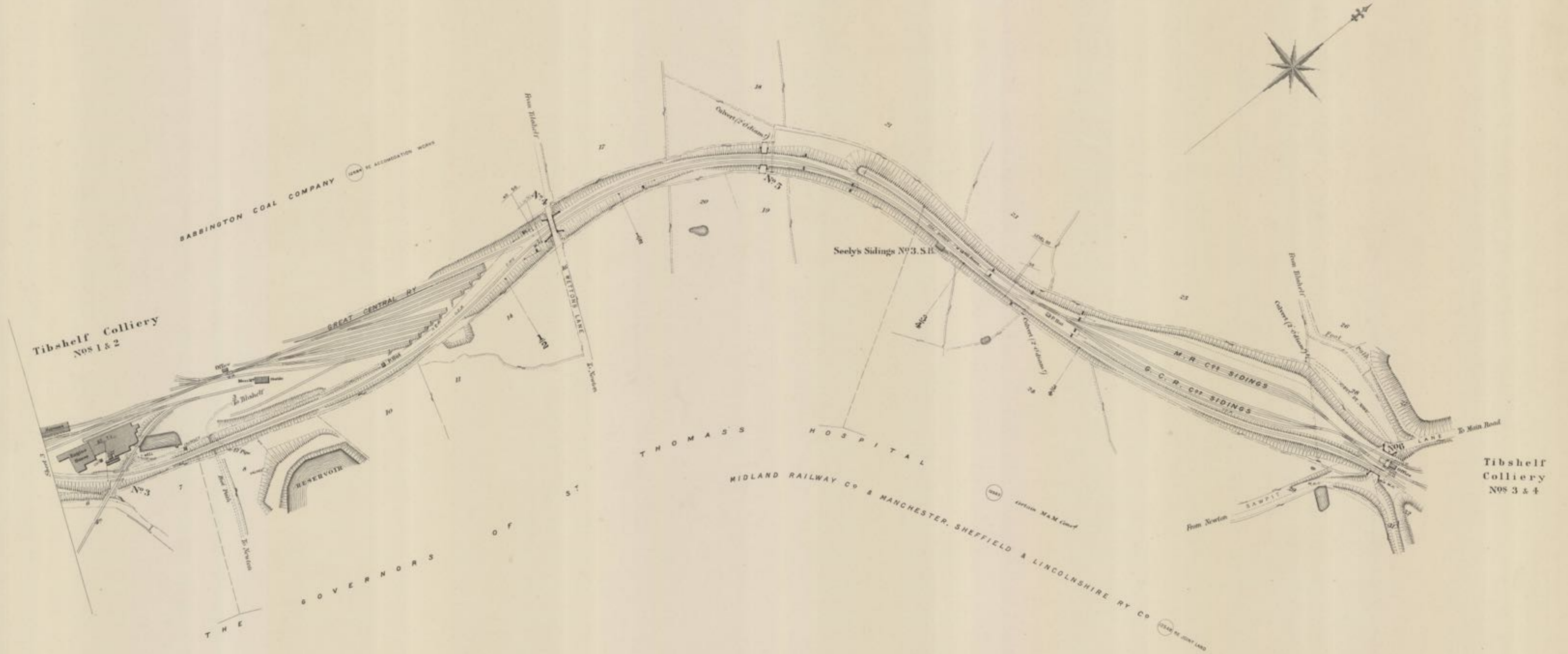
Scale, 2 Chains to an Inch.



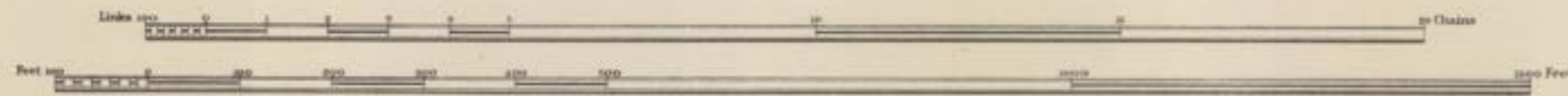
1997-5/1175.6

C O U N T Y O F D E R B Y

P A R I S H O F T I B S H E L F



Scale, 2 Chains to an Inch.



Tibshelf Colliery Nos 3 & 4

Estate Agents Office,
Midland Railway
Derby


1997-5/1175.5

C O U N T Y O F N O T T I N G H A M

P A R I S H O F T E V E R S A L L




R I G H T H O N O U R A B L E C O U N T E S S D O W A G E R & E A R L O F C A R N A R V O N & O T H E R S



3 Miles

Scale, 2 Chains to an Inch.



Estate Agents Office, Midland Railway, Derby.

L. 5111/5-1111

C O U N T Y O F N O T T I N G H A M

P A R I S H O F T E V E R S A L L



Butcherwood Colliery

GREAT NORTHERN RAILWAY CO

14 1/2 Miles (G.N.R.)

DOWAGER COUNTESS & EARL OF CARNARVON & ORS

EARL OF CARNARVON & TRUSTEES

DOWAGER COUNTESS & EARL OF CARNARVON & OTHERS

DOWAGER COUNTESS & EARL OF CARNARVON & ANOTHER

Fackley

TEVERSALL STATION (G.N.R.)

Butcherwood Colliery Sidings S.B.

Teversall

The Grange


4 Miles

TEVERSALL STATION

EARL OF CARNARVON & HIS TRUSTEES

GREAT NORTHERN RAILWAY CO

Scale: 2 Chains to an Inch.

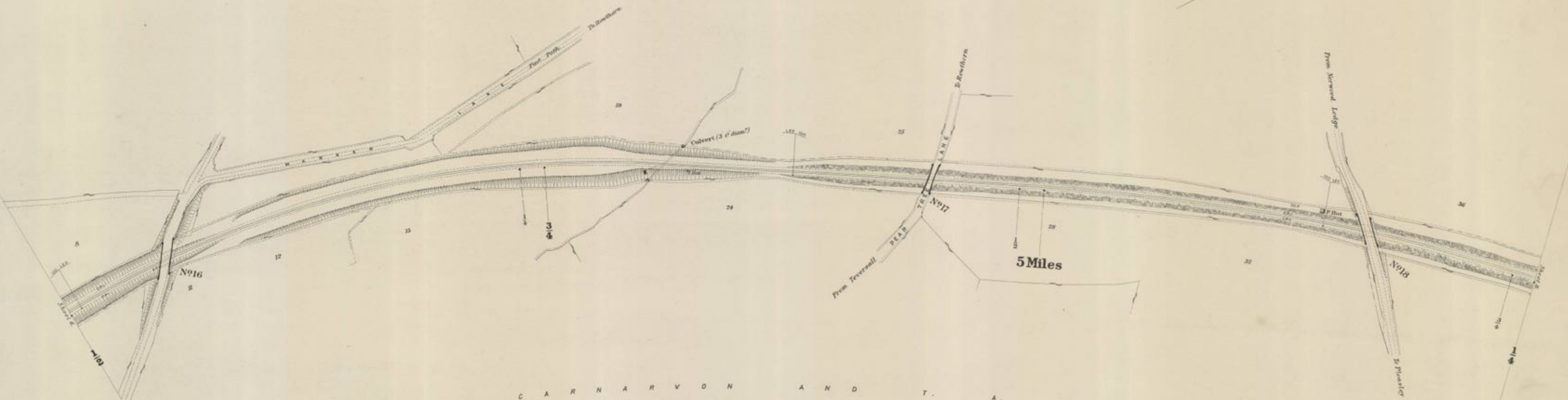


Estate Agents Office, Midland Railway, Derby.

8.5.11/5-175.8
1907-5/175.8

C O U N T Y O F N O T T I N G H A M


P A R I S H O F T E V E R S A L L



C A R N A R V O N A N D T . A . M A C A N

SKEGBY RURAL DISTRICT COUNCIL
E S Q.

Scale, 2 Chains to an Inch.



Estate Agents Office,
Midland Railway,
Derby.

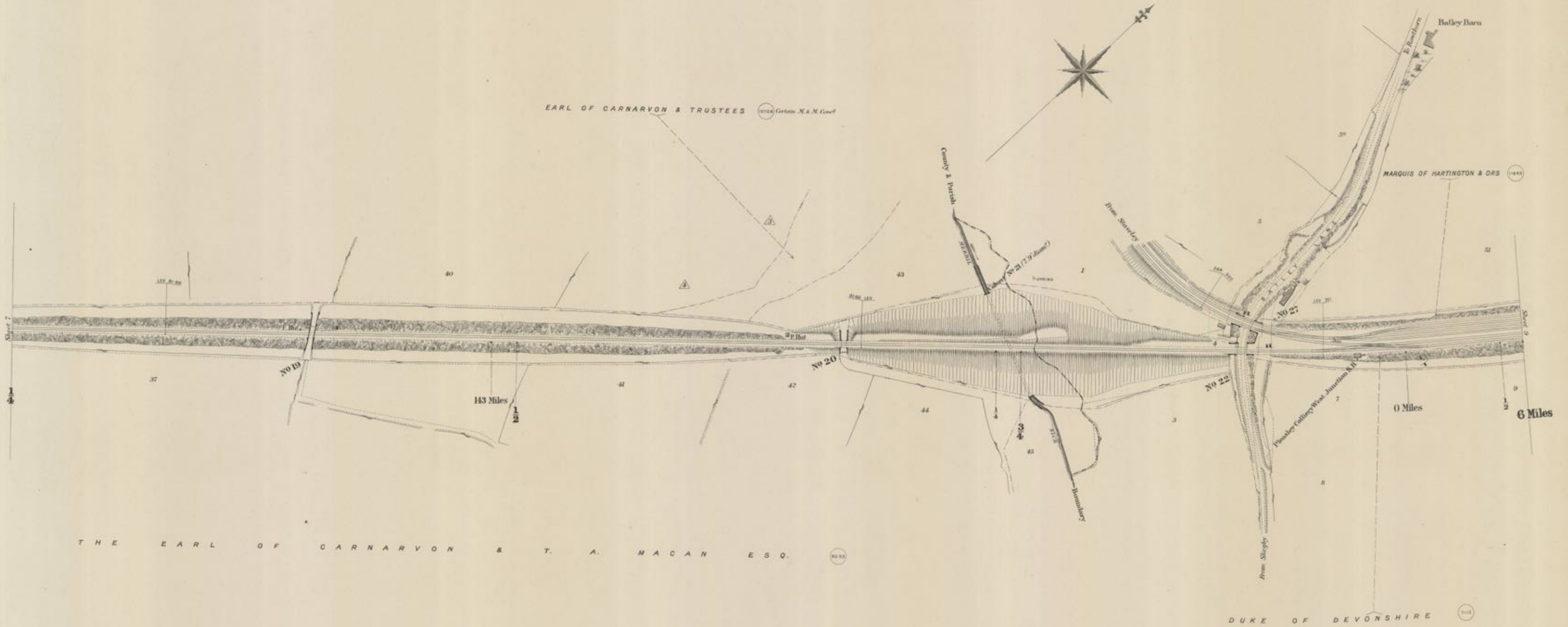
1897-5/1175.9

COUNTY OF NOTTINGHAM

COUNTY OF DERBY

PARISH OF TEVERSALL

PARISH OF AULT HUCKNALL



Scale, 2 Chains to an Inch.



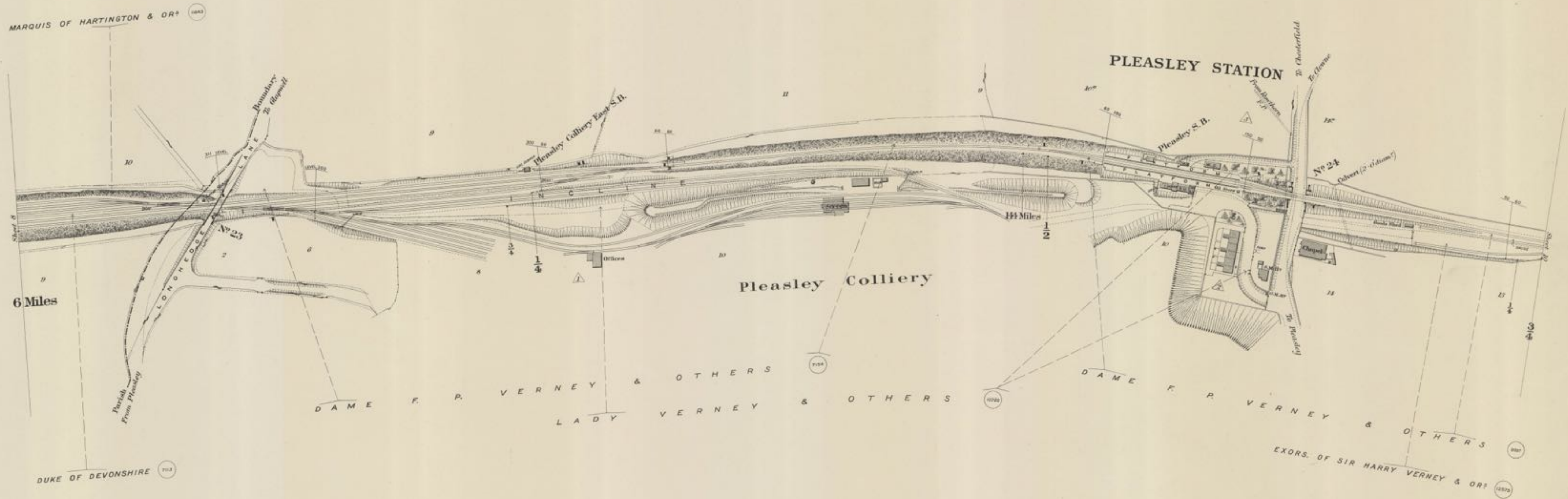
Estate Agents Office,
Midland Railway
Derby.

1897-8/175.10

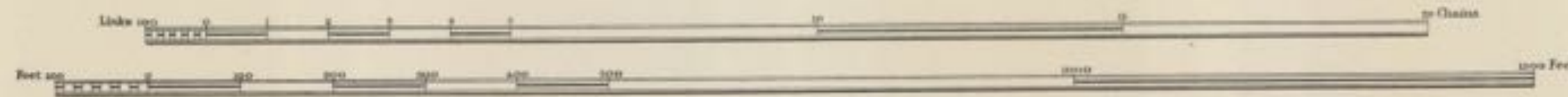
C O U N T Y O F D E R B Y

P A R I S H O F P L E A S L E Y

PARISH OF
AULT HUCKNALL



Scale, 2 Chains to an Inch.



Estate Agents Office,
Midland Railway
Derby.

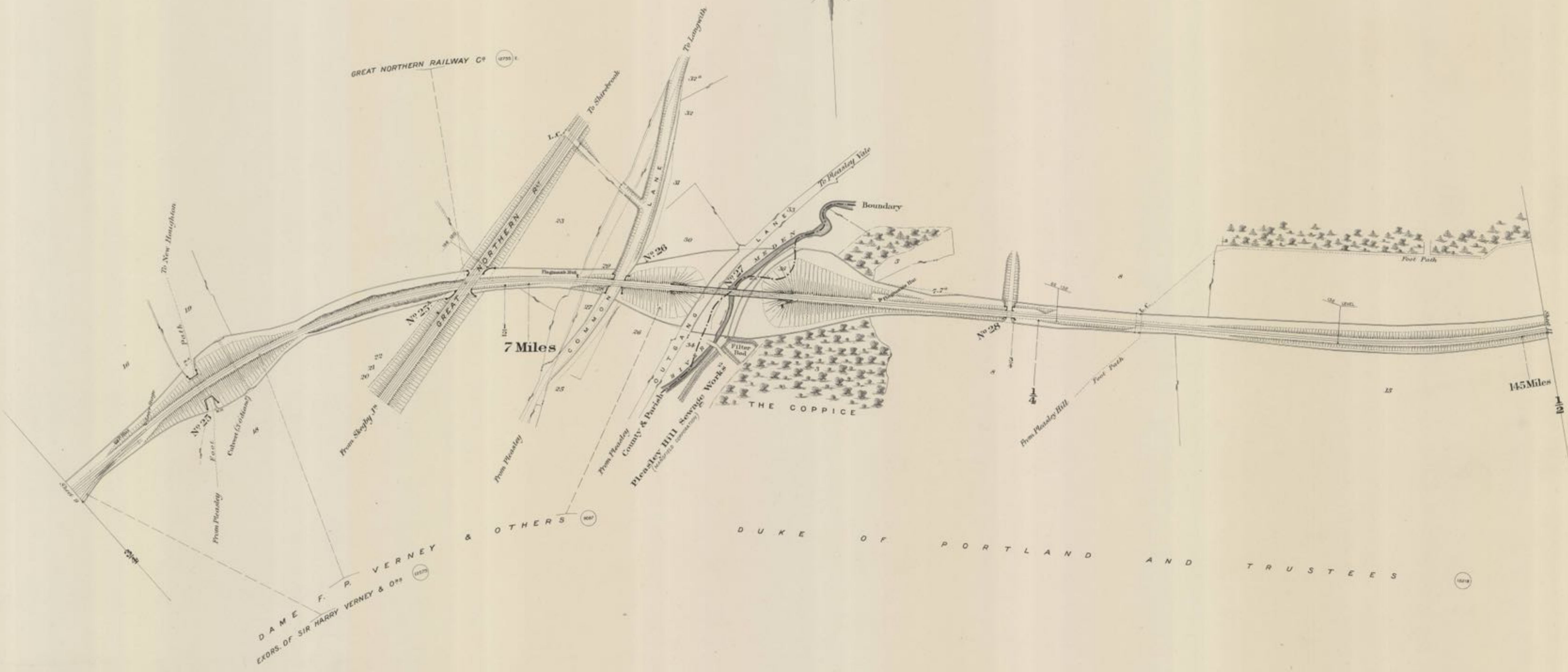
1497-5/1175.11

COUNTY OF DERBY

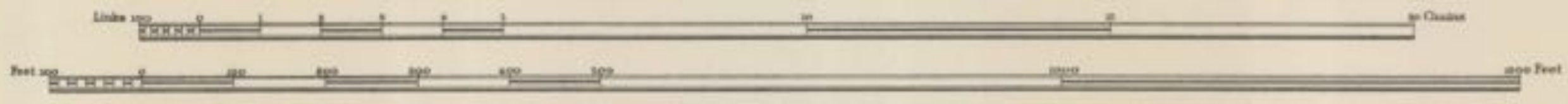
COUNTY OF NOTTINGHAM

PARISH OF PLEASLEY

PARISH OF MANSFIELD



Scale, 2 Chains to an Inch.



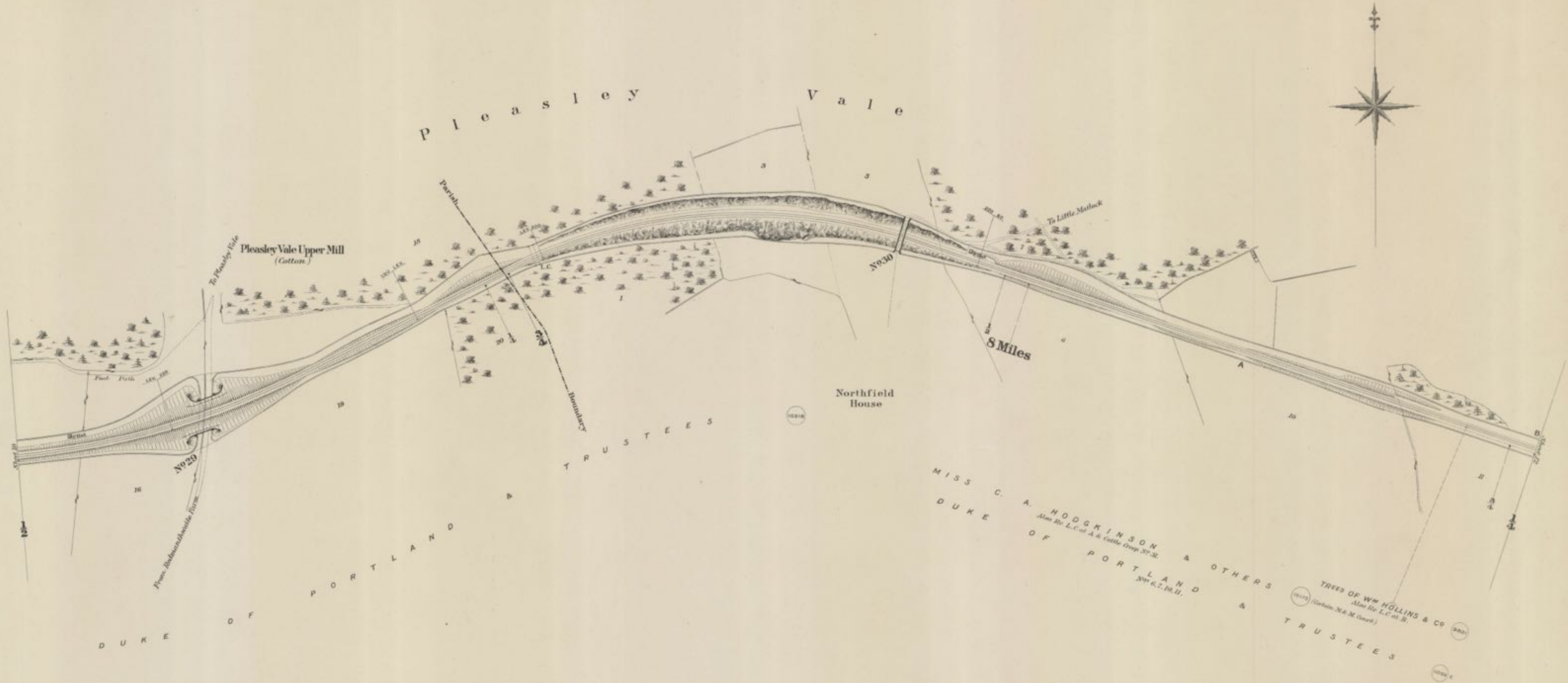
Estate Agent's Office,
Midland Railway
Derby

1917-5/11/18. 12.

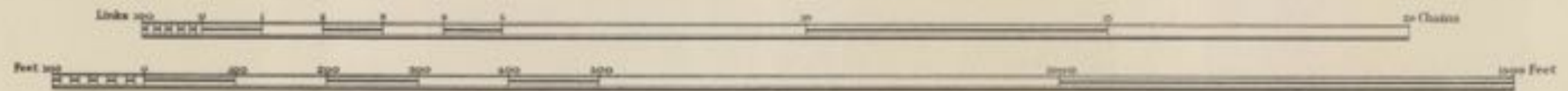
C O U N T Y O F N O T T I N G H A M

PARISH OF MANSFIELD

PARISH OF MANSFIELD WOODHOUSE



Scale, 2 Chains to an Inch.



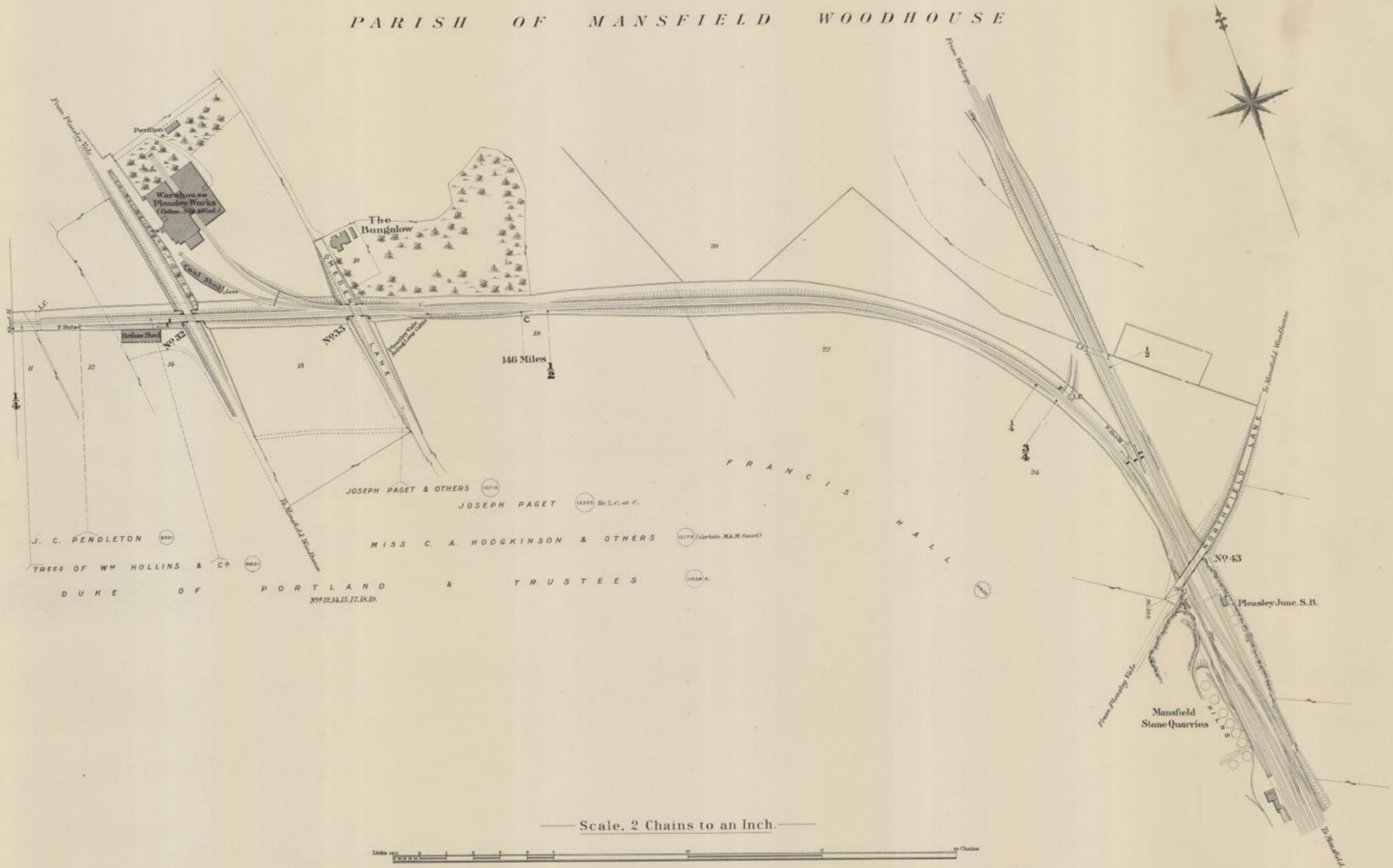
Estate Agents Office,
Midland Railway
Derby.

1997-5/175.13


C O U N T Y O F N O T T I N G H A M

P A R I S H O F M A N S F I E L D W O O D H O U S E

1897-5/1175.14



Scale, 2 Chains to an Inch.



Estate Agents Office,
Midland Railway
Derby.

C O U N T Y O F N O T T I N G H A M

SHEET I.
SKEGBY BRANCH.

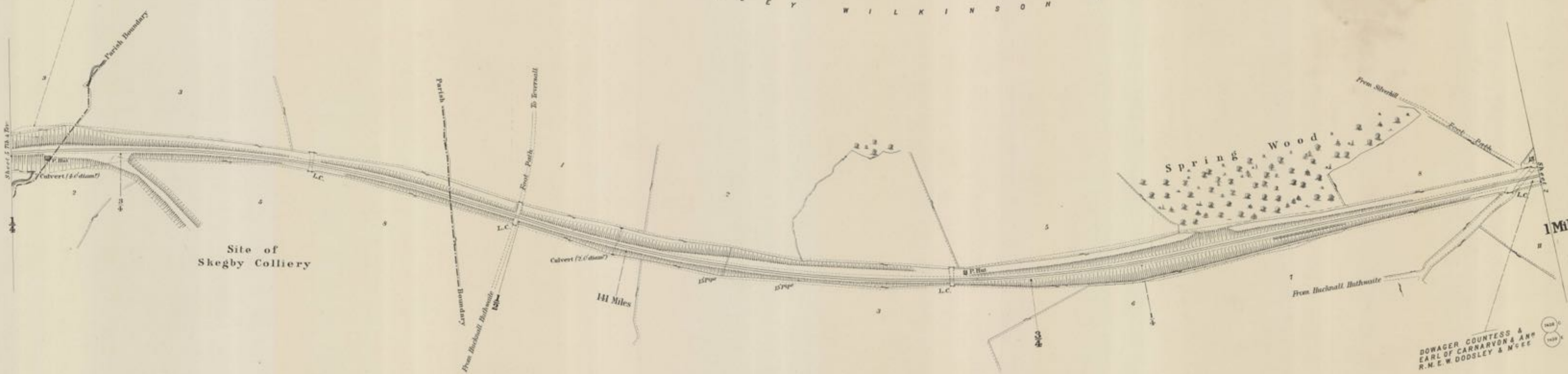


PARISH OF
TEVERSALL

PARISH OF SKEGBY

DOWAGER COUNTESS & EARL OF CARNARVON & AN^o

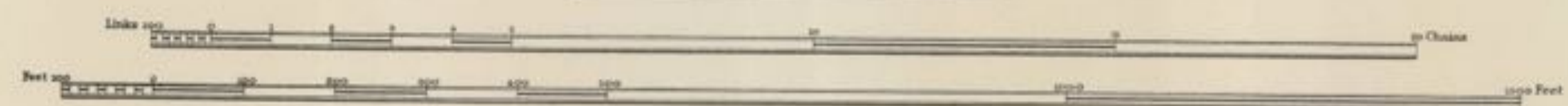
R O B E R T
M A R S H
E C K E R S L E Y
W I L K I N S O N
D O D S L E Y & M O R T G E E S



PARISH OF HUCKNALL UNDER HUTIWAITE
FORMERLY
PARISH OF SUTTON IN ASHFIELD

DOWAGER COUNTESS &
EARL OF CARNARVON & AN^o
R. M. E. W. GODSLEY & M^oEE

Scale, 2 Chains to an Inch.



Estate Agents Office,
Midland Railway,
Derby.

1997-5/1175.15

1997-5/1175.16

COUNTY OF NOTTINGHAM

PARISH OF SKEGBY

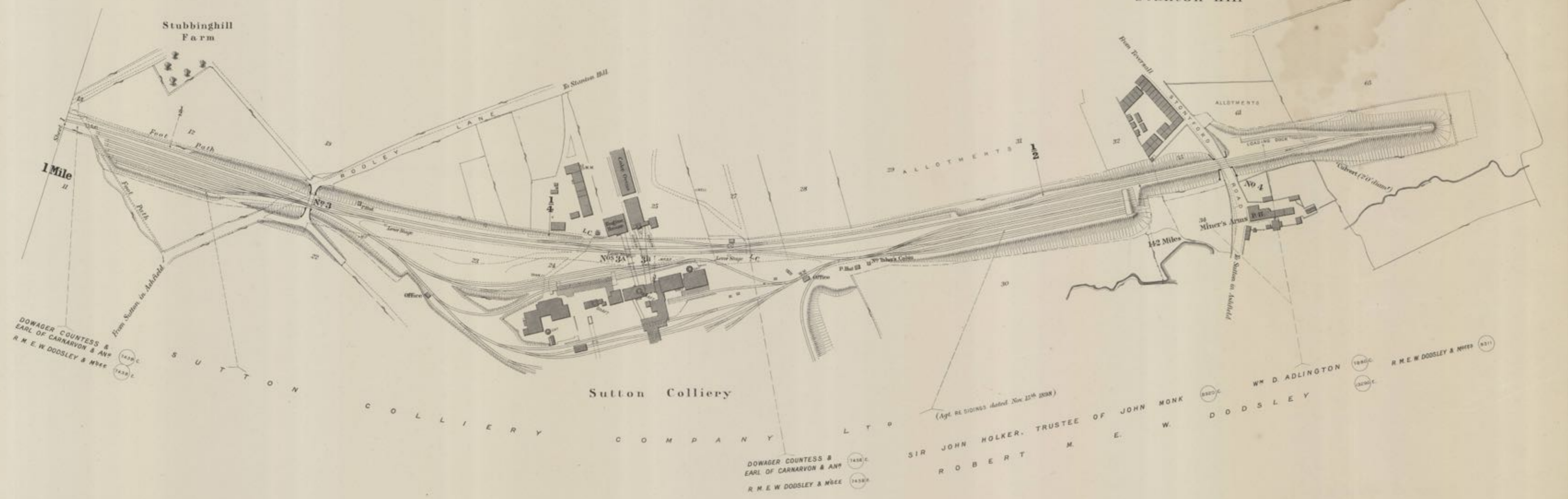


R. M. E. W. DODDLEY & M'QUEE

Stanton Hill

Stubbinghill Farm

1 Mile



DOWAGER COUNTESS & EARL OF CARNARVON & ANR
R. M. E. W. DODDLEY & M'QUEE

Sutton Colliery

SUTTON COLLIERY COMPANY LTD


DOWAGER COUNTESS & EARL OF CARNARVON & ANR
R. M. E. W. DODDLEY & M'QUEE

(Apt. RE SIDINGS dated Nov 25th 1898)
SIR JOHN HOLKER, TRUSTEE OF JOHN MONK
ROBERT M. E. W. DODDLEY

WM D. ADLINGTON

R. M. E. W. DODDLEY & M'QUEE

Scale. 2 Chains to an Inch.



Estate Agents Office,
Midland Railway,
Derby