

# MIDLAND RAILWAY.

## NOTTINGHAM

TO


## MELTON

# LAND PLAN.

Surveyed by  
P. S. McCallum,  
Estate Agent,  
DERBY. 1902

### Reference.

SIGNALS, &c. The Signals are shown as they appear to view



### Titles of Acts.

The Midland Railway (Nottingham & Saxby Lines) Act, 1872—35 & 36 Vict.	Royal Assent 18th July, 1872.
The Midland Railway (Additional Powers) Act, 1873—36 & 37 Vict.	Do. 28th July, 1873.
Do. (Additional Powers) Act, 1878—41 Vict.	Do. 17th June, 1878.

COLOURING.	The Company's FREEHOLD Property is shown by RED Colour	<input type="checkbox"/>
	Do. LEASEHOLD do. RED EDGE ONLY	<input type="checkbox"/>
	Property owned JOINTLY with other Companies GREEN Colour	<input type="checkbox"/>
	Do. over or through which the Company has an EASEMENT is shown by RED dotted lines.	<input type="checkbox"/>
	Do. over or through which the Company has granted an EASEMENT is shown by PURPLE dotted lines.	<input type="checkbox"/>
	Do. granted on LEASE by the Company by RED Full lines.	<input type="checkbox"/>
	Do. SOLD or otherwise disposed of by the Company is shown by PURPLE colour	<input type="checkbox"/>
	MINERALS specially purchased by the Company shown by BLUE Full lines.	<input type="checkbox"/>

NOTE—Vendors Names are written in block as VENDOR.  
The figures within the circle after the names of the Vendors refer to the numbers on the deeds relating to the purchases. (214)  
The slanting figures as 20 refer to Parliamentary numbers (Original Act).  
Do. within a triangle as 20 are the Parliamentary numbers referring to subsequent Acts.

1873-5-173

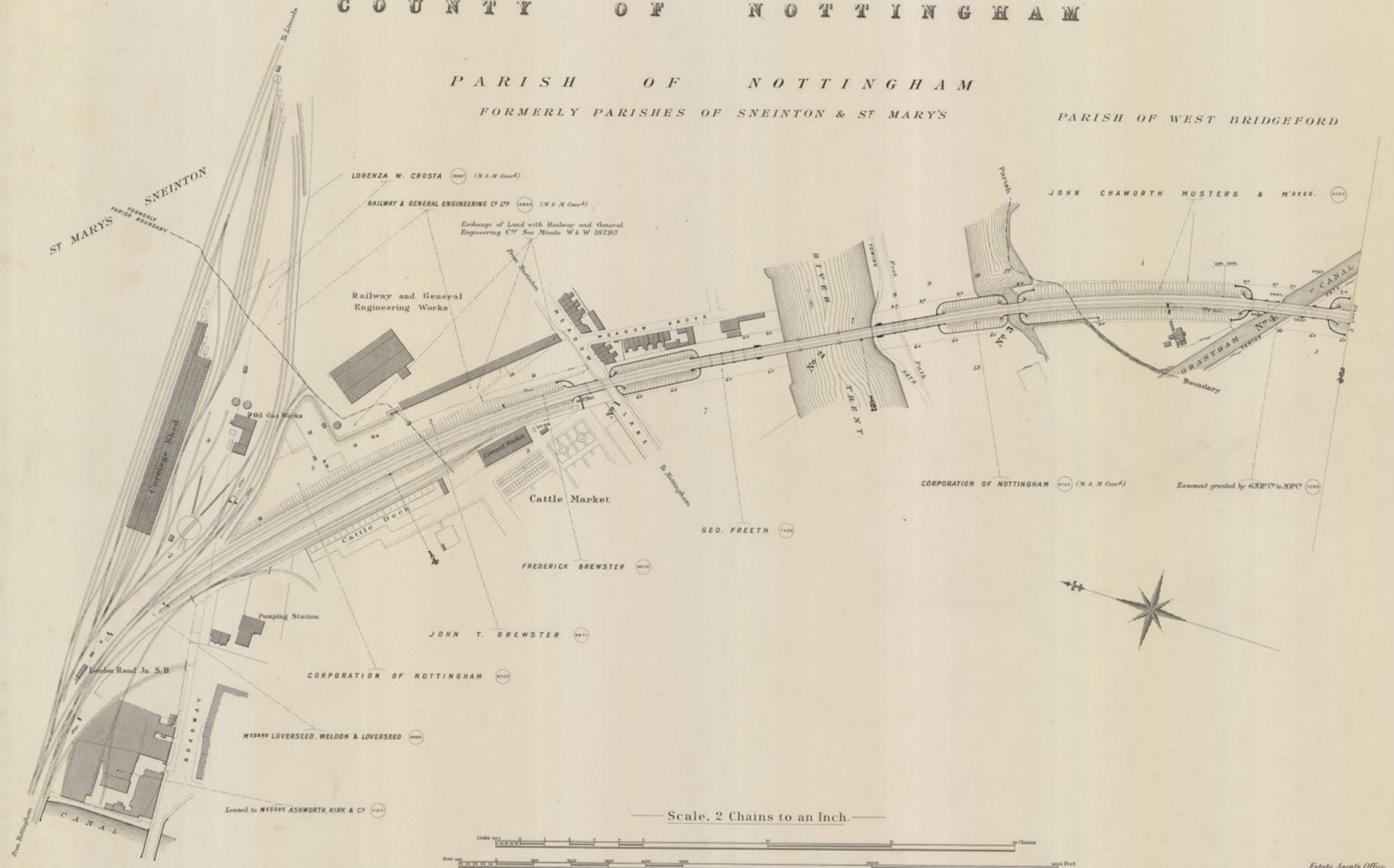
COUNTY OF NOTTINGHAM

PARISH OF NOTTINGHAM

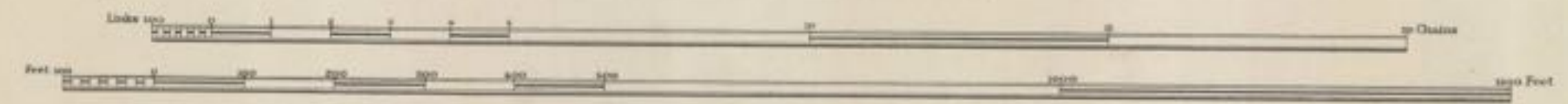
FORMERLY PARISHES OF SNEINTON & ST MARY'S

PARISH OF WEST BRIDGEFORD

1897-5/1173.2



Scale, 2 Chains to an Inch.



Estate Agent's Office,  
Midland Railway,  
Derby.

C O U N T Y   O F   N O T T I N G H A M

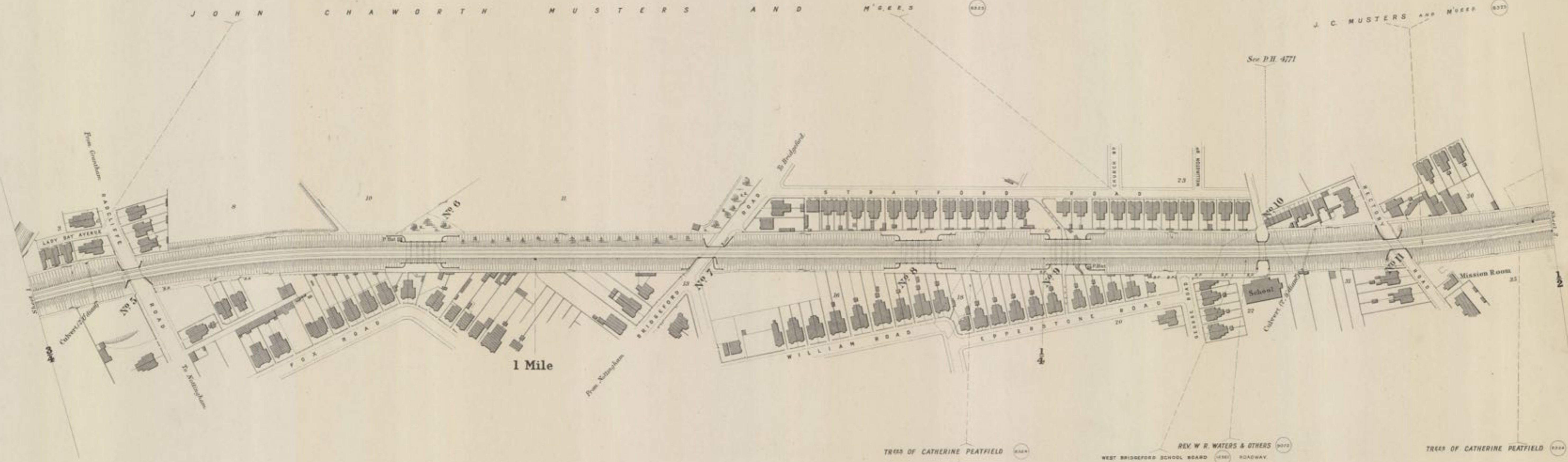
P A R I S H   O F   W E S T   B R I D G E F O R D



J O H N   C H A W O R T H   M U S T E R S   A N D   M O S E S

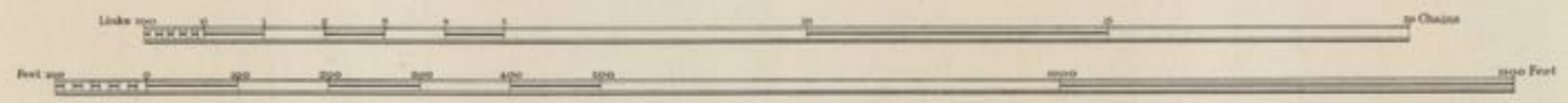
J . C . M U S T E R S   A N D   M O S E S

See P.H. 4771



1 Mile

Scale, 2 Chains to an Inch.



Estate Agent's Office,  
Midland Railway  
Derby

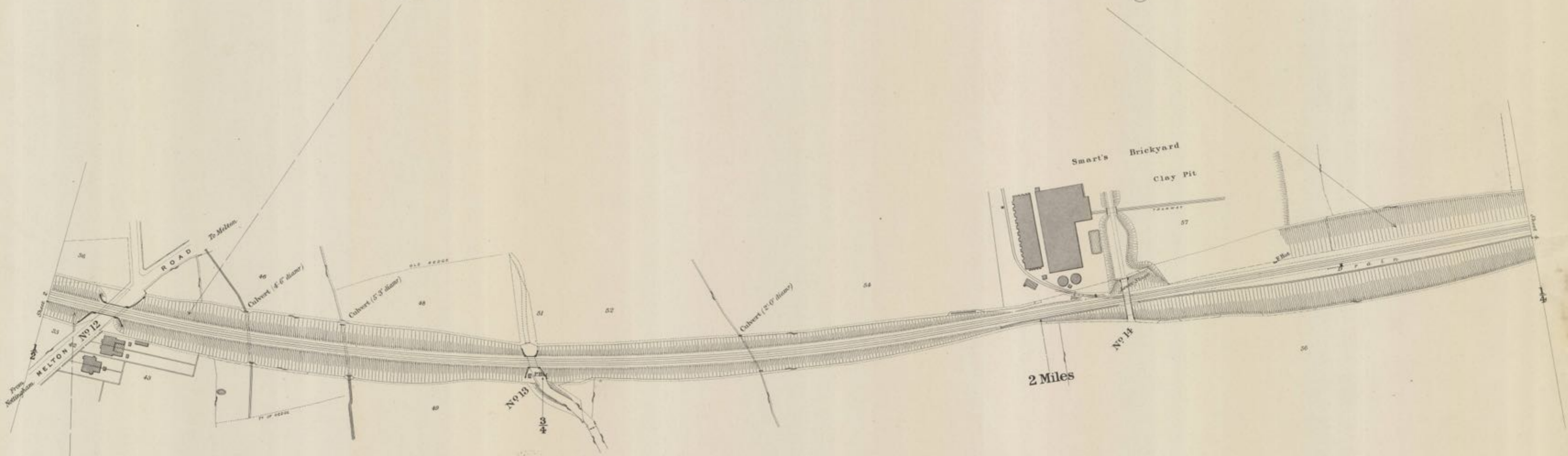
1997-5/1173.3

C O U N T Y O F N O T T I N G H A M

P A R I S H O F W E S T B R I D G E F O R D




J O H N C H A W O R T H M U S T E R S A N D M O O R E S



TREES OF CATHERINE PEATFIELD.

Scale. 2 Chains to an Inch.



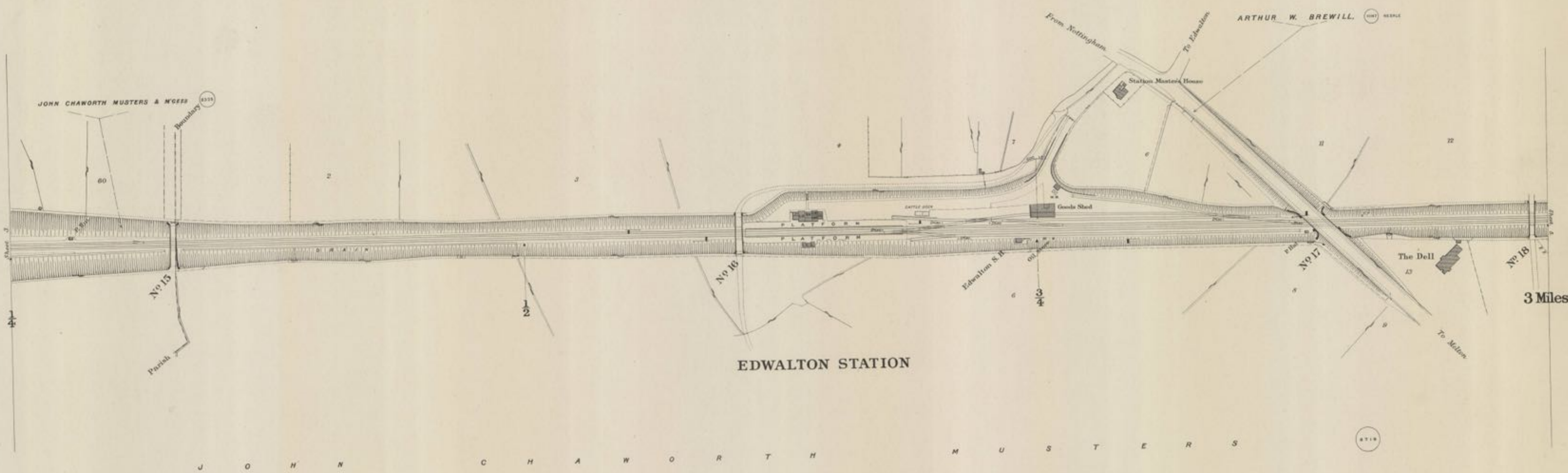
Estate Agent's Office,  
Midland Railway,  
Derby

1997-5/173.4


C O U N T Y O F N O T T I N G H A M

P A R I S H O F E D W A L T O N

P A R I S H  
O F  
W E S T B R I D G E F O R D



Scale, 2 Chains to an Inch.

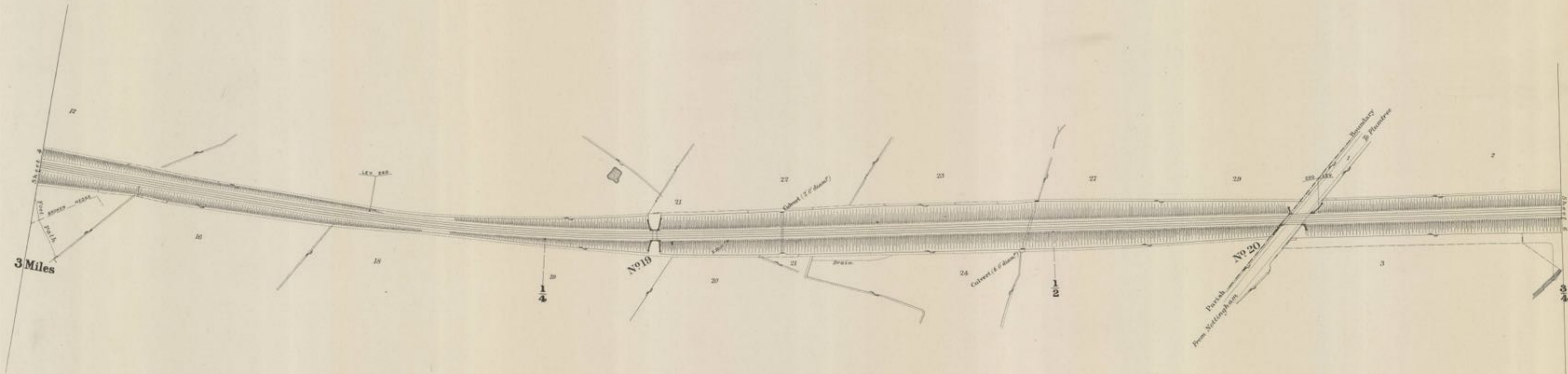


Estate Agents Office,  
Midland Railway  
Derby.

57541/5-4661

C O U N T Y O F N O T T I N G H A M

P A R I S H O F E D W A L T O N



J O H N


C H A W O R T H

M U S T E R S

JOHN E. BURNSIDE

PARISH OF PLUMTREE  
FORMERLY TOWNSHIP OF PLUMTREE

Scale. 2 Chains to an Inch.



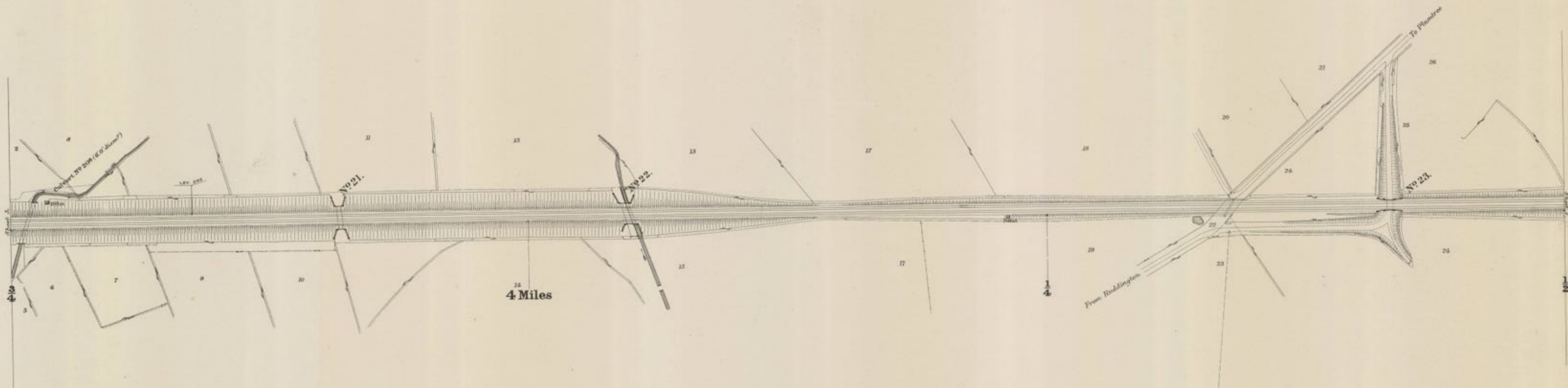
Estate Agents Office,  
Midland Railway,  
Derby.

7-5/1073.6

C O U N T Y   O F   N O T T I N G H A M

P A R I S H   O F   P L U M T R E E


F O R M E R L Y   T O W N S H I P   O F   P L U M T R E E



REV. WM BURNSIDE

J O H N   E L L I O T T   B U R N S I D E

Scale, 2 Chains to an Inch.



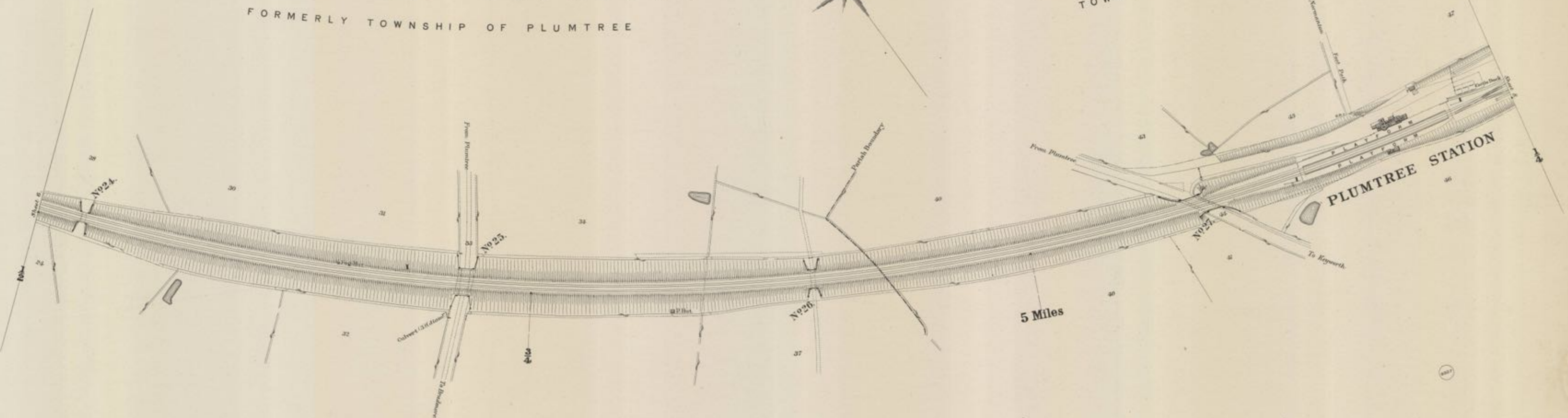
Estate Agents Office,  
Midland Railway  
Derby.

L1541/5-441

C O U N T Y O F N O T T I N G H A M

PARISH OF PLUMTREE  
FORMERLY TOWNSHIP OF PLUMTREE


PARISH OF NORMANTON ON THE WOLDS  
FORMERLY PARISH OF PLUMTREE,  
TOWNSHIP OF NORMANTON



5 Miles

REV. WM BURNSIDE

Scale. 2 Chains to an Inch.



Estate Agents Office,  
Midland Railway  
Derby

1997-5/1173.8

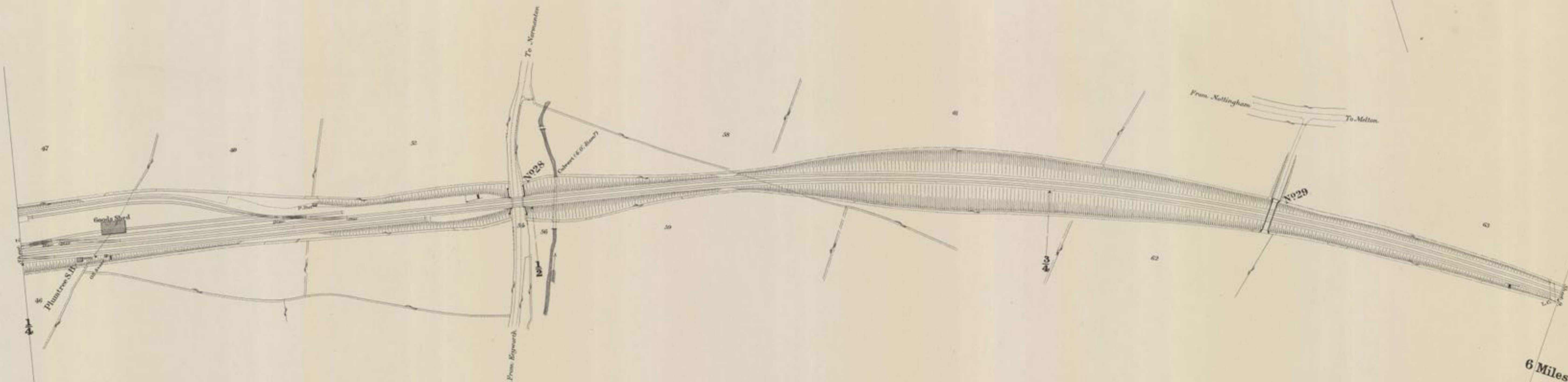


C O U N T Y O F N O T T I N G H A M

P A R I S H O F N O R M A N T O N O N T H E W O L D S

F O R M E R L Y P A R I S H O F P L U M T R E E

T O W N S H I P O F N O R M A N T O N



M I S S E S L . M A N D E . C . G O D D A L L A N D O T H E R S (N.S.M. Conv.)

J O H N M A N N I N G A N D O T H E R S (N.S.M. Conv.)

R O B E R T S M I T H , E S Q (N.S.M. Conv.)

Scale. 2 Chains to an Inch.



Estate Agents Office,  
Midland Railway  
Derby

1913-5/11-23

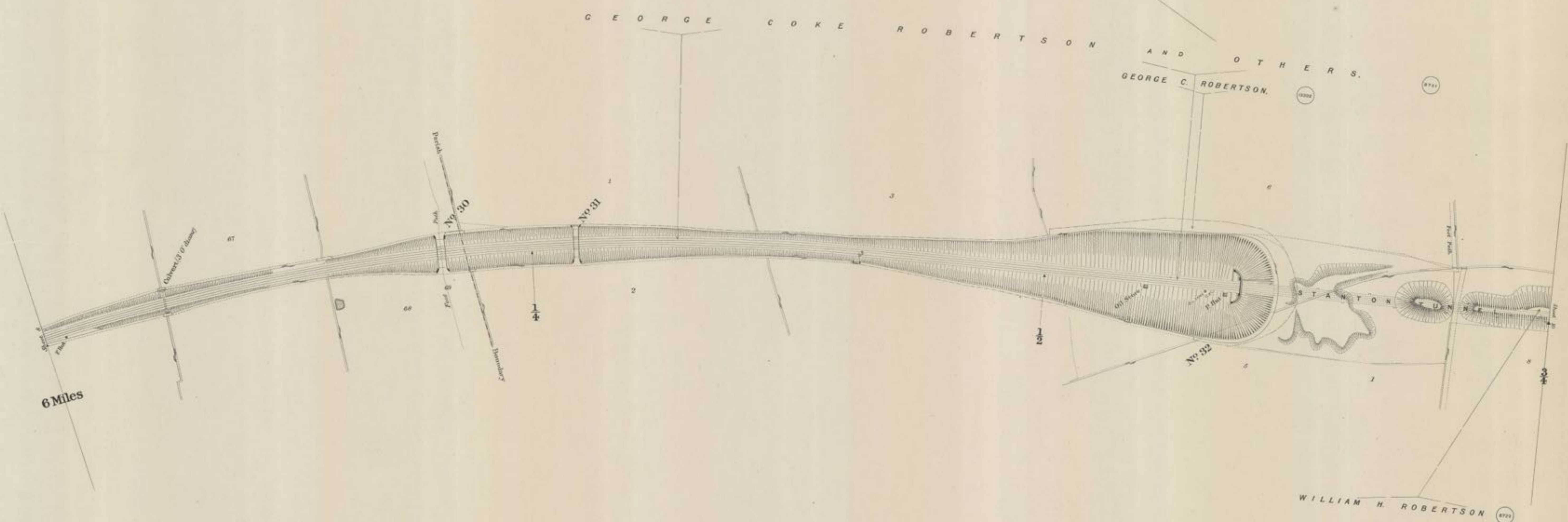
C O U N T Y O F N O T T I N G H A M

P A R I S H O F S T A N T O N O N T H E W O L D S

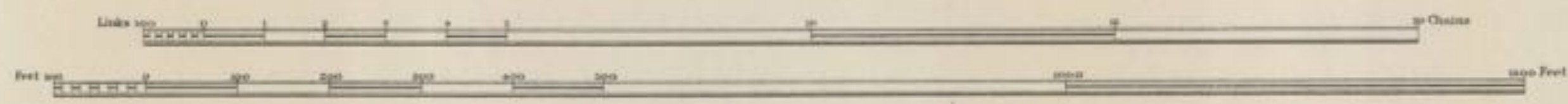
PARISH OF NORMANTON ON THE WOLDS  
(FORMERLY PARISH OF PLUMTREE.)  
TOWNSHIP OF NORMANTON



G E O R G E C O K E R O B E R T S O N A N D O T H E R S .  
G E O R G E C . R O B E R T S O N .



Scale. 2 Chains to an Inch.



Estate Agents Office,  
Midland Railway  
Derby

MAY 5/1873. 10

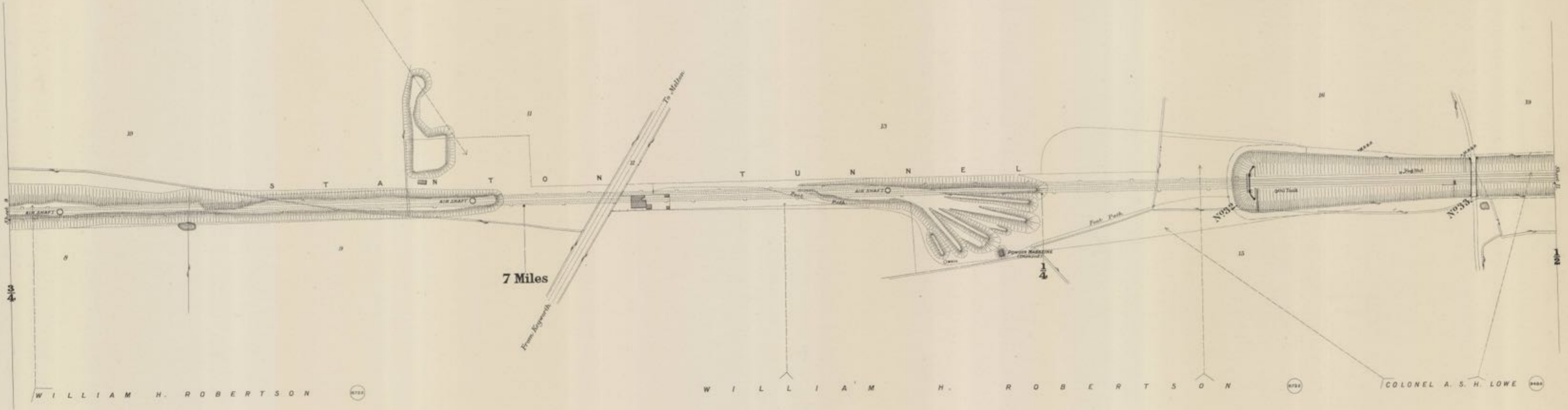
C O U N T Y      O F      N O T T I N G H A M

P A R I S H   O F   S T A N T O N   O N   T H E   W O L D S




GEORGE COKE ROBERTSON AND OTHERS

6721



Scale, 2 Chains to an Inch.



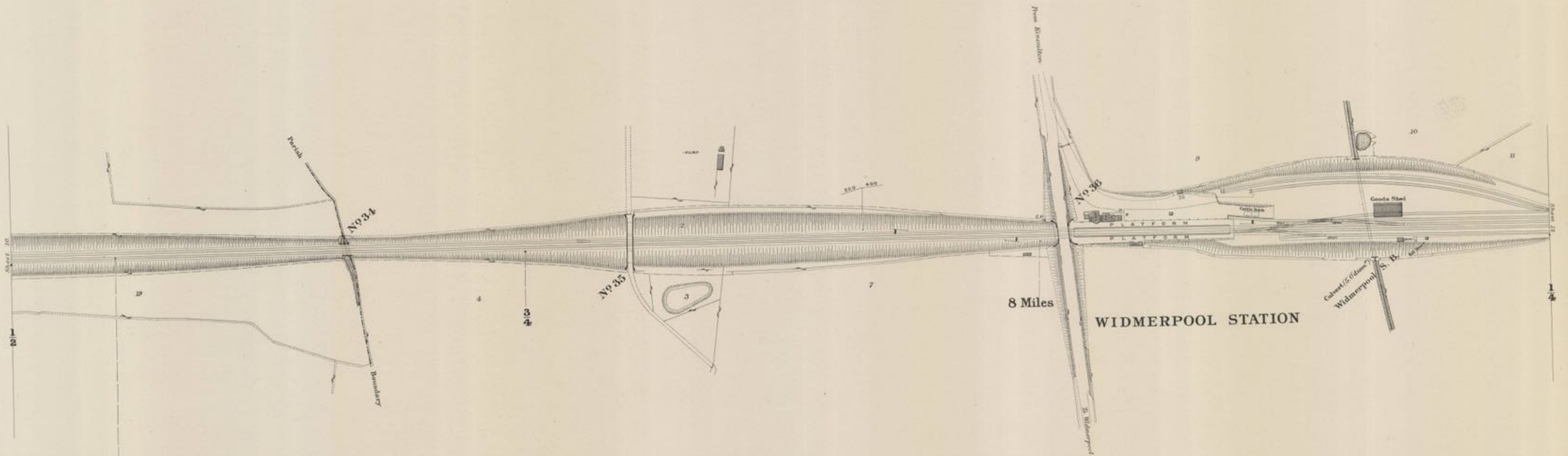
Estate Agents Office,  
Midland Railway,  
Derby.

1972-5-11/2.11

C O U N T Y O F N O T T I N G H A M

P A R I S H O F W I D M E R P O O L


P A R I S H O F  
S T A N T O N O N T H E W O L D S



COLONEL A. S. H. LOWE

G E O R G E C O K E R O B E R T S O N , E S Q .

Scale, 2 Chains to an Inch.



Estate Agent's Office,  
Midland Railway  
Derby.

1997-5/173.12

C O U N T Y O F N O T T I N G H A M

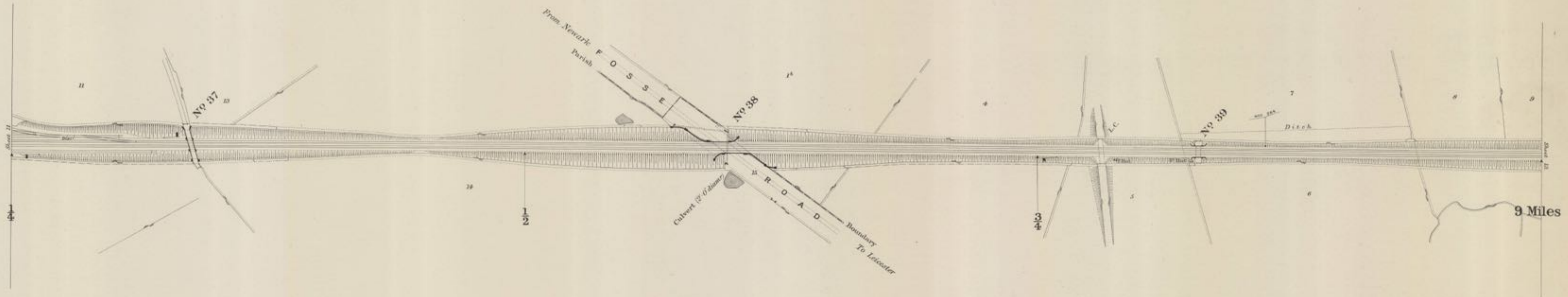
PARISH OF WIDMERPOOL

PARISH OF HICKLING



HENRY HIND AND M'PEES


H.A. ATTENBOROUGH & OTHERS.



GEORGE COKE ROBERTSON ESQ.

ANN PRESTON AND ORS.

Scale. 2 Chains to an Inch.



Estate Agents Office,  
Midland Railway,  
Derby.

1997-5/173.13

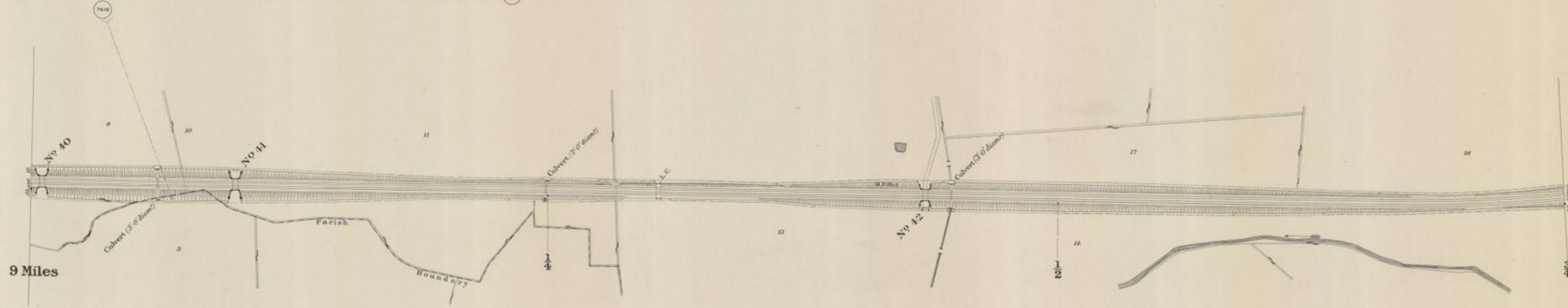
C O U N T Y O F N O T T I N G H A M

P A R I S H O F H I C K L I N G



HENRY A. ATTENBOROUGH AND OTHERS


REV. W. J. CRUFT AND OTHERS



P A R I S H O F U P P E R B R O U G H T O N

S O L O M A N W O O D R O F F E E S Q.

Scale, 2 Chains to an Inch.



Estate Agents Office, Midland Railway, Derby.

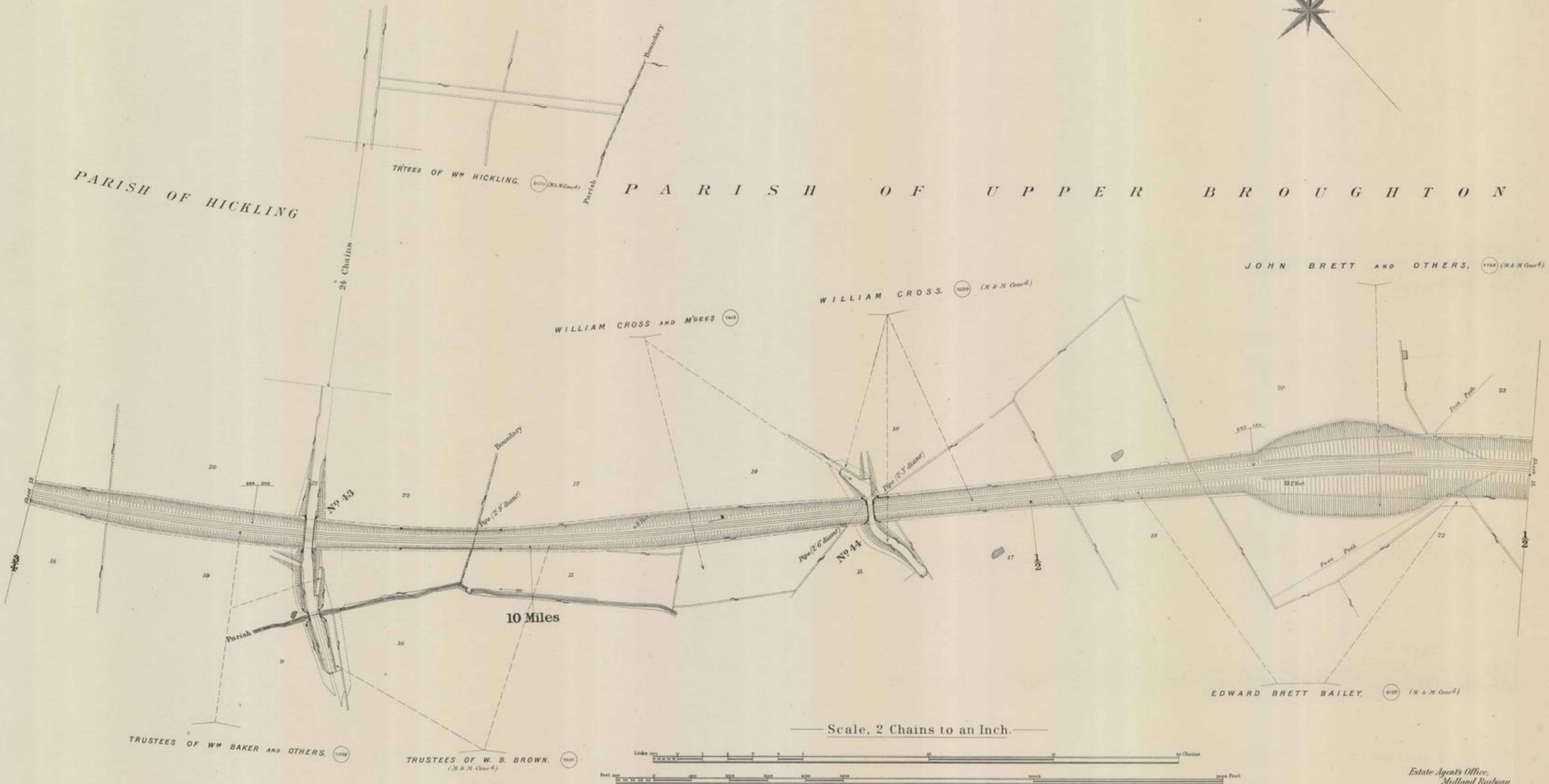
987-5/179.14

C O U N T Y O F N O T T I N G H A M



PARISH OF HICKLING

PARISH OF UPPER BROUGHTON



JOHN BRETT AND OTHERS, (M & N Govd)


WILLIAM CROSS, (M & N Govd)

WILLIAM CROSS AND M'VEES (M & N Govd)

EDWARD BRETT BAILEY, (M & N Govd)

TRUSTEES OF WM BAKER AND OTHERS, (M & N Govd)

TRUSTEES OF W. B. BROWN, (M & N Govd)



Estate Agents Office, Midland Railway, Derby.

1997-5/1173.15

COUNTY OF NOTTINGHAM

COUNTY OF LEICESTER

997-5/1173.16



TRUSTEES OF WILLIAM WINDLEY & ANOTHER

PARISH OF OLD DALBY ON THE WOLDS

WILLIAM CROSS  
(M & M conveyed)  
Sold to John Bell & others April 1877  
See Books & Co's Letter 15th Mar 1880



UPPER BROUGHTON STATION

11 Miles


REV. THOMAS W. WINDLEY

WILLIAM ORSON (M & M conveyed)

PARISH OF BROUGHTON

PHILIP P. BOWVERIE, THE HONBLE LOUISA HAY & ANOTHER  
(M & M conveyed in additional purchase only)

Scale, 2 Chains to an Inch.

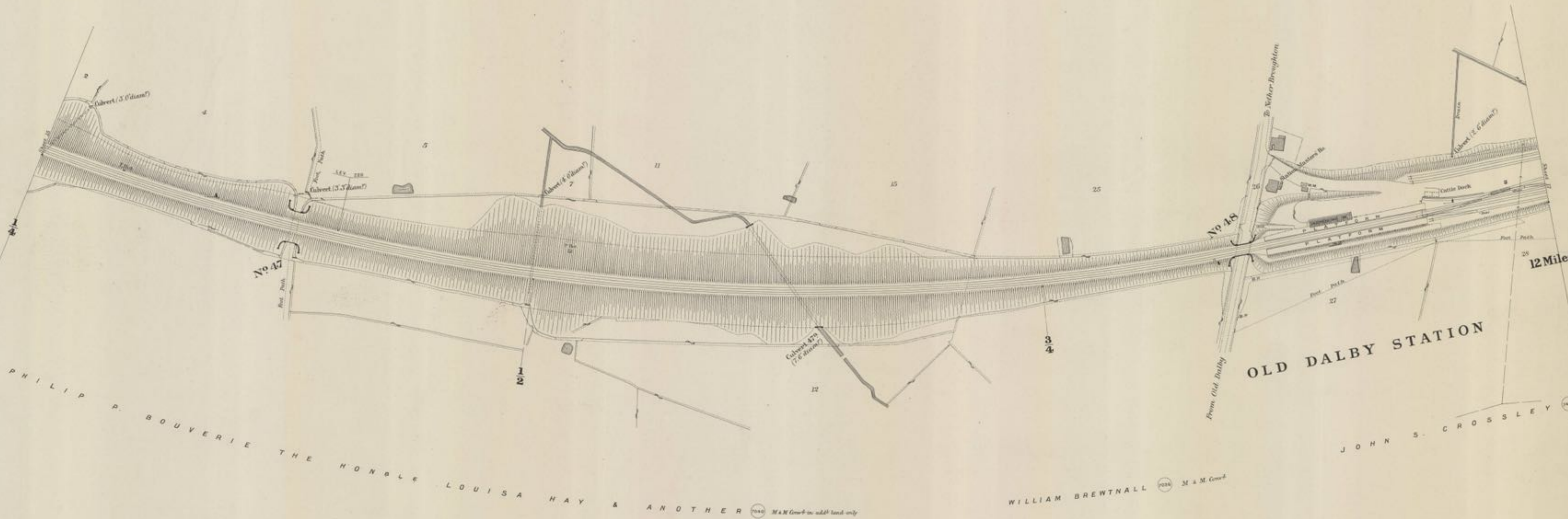


Estate Agents Office,  
Midland Railway  
Derby



C O U N T Y     O F     L E I C E S T E R

P A R I S H   O F   O L D   D A L B Y   O N   T H E   W O L D S




PHILIP P. BOUVERIE THE HONBLE LOUISA HAY & ANOTHER

WILLIAM BREWTHALL

JOHN S. CROSSLEY

Scale, 2 Chains to an Inch.



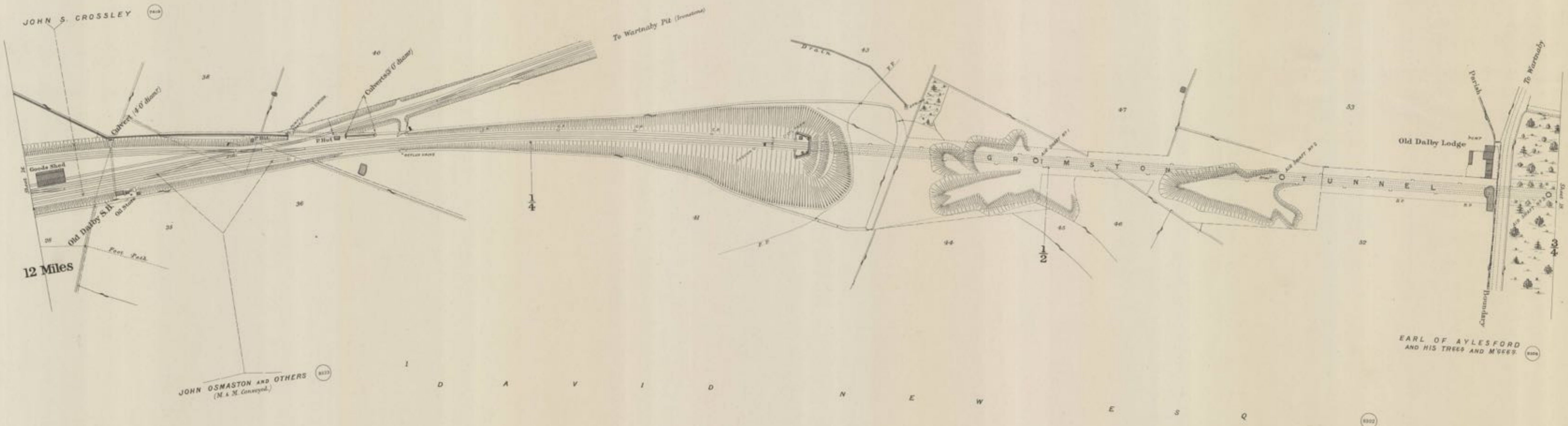
Estate Agents Office,  
Midland Railway  
Derby.

1997-5/1173.17

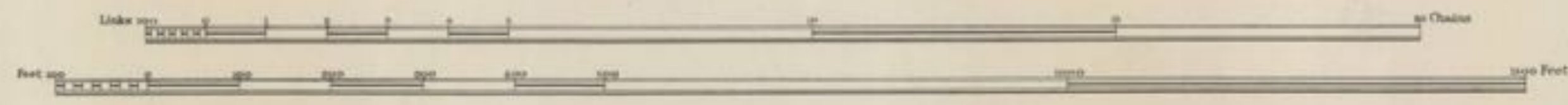
C O U N T Y     O F     L E I C E S T E R

P A R I S H   O F   O L D   D A L B Y   O N   T H E   W O L D S

P A R I S H   O F   S A X E L B Y



Scale, 2 Chains to an Inch.



Estate Agents Office,  
Midland Railway  
Derby.

1997-5/1173.18

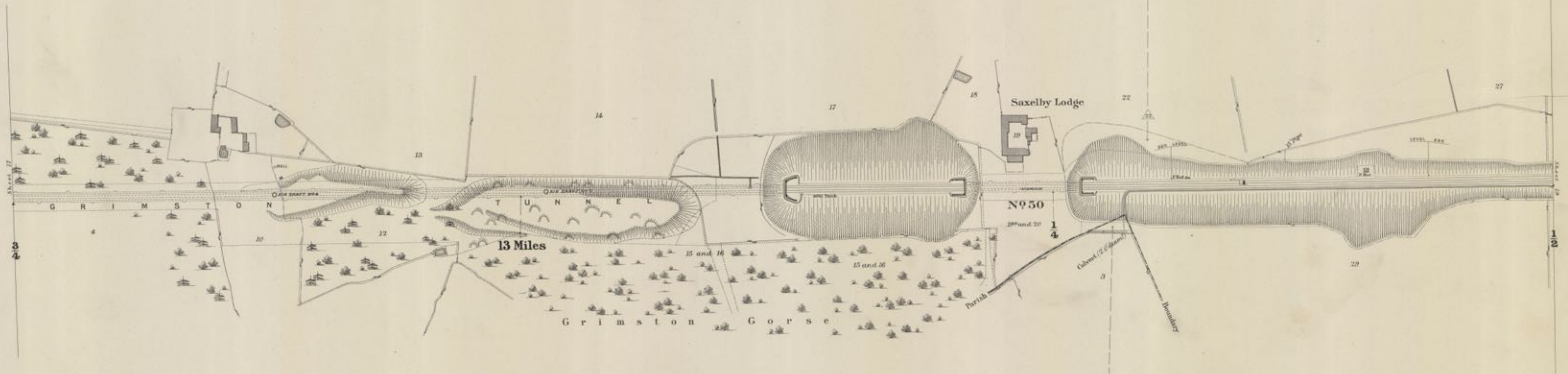
C O U N T Y   O F   L E I C E S T E R

P A R I S H   O F   S A X E L B Y



THE RIGHT HONBLE HENEAGE EARL OF AYLESFORD AND HIS TRUSTEES AND M'GEES

WILLIAM WRIGHT AND M'GEES




JAMES ROBINSON

THE EARL OF AYLESFORD AND HIS TRUSTEES AND M'GEES

P A R I S H  
O F  
G R I M S T O N

Scale, 2 Chains to an Inch.



Estate Agents Office,  
Midland Railway,  
Derby.

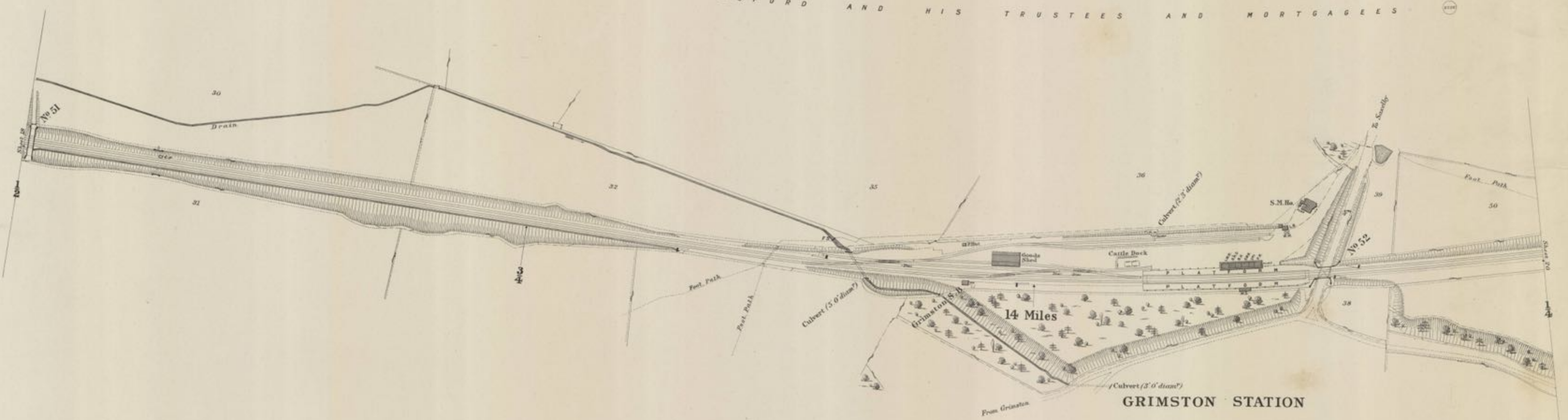
1997-5/1178.19

C O U N T Y   O F   L E I C E S T E R

P A R I S H   O F   S A X E L B Y



T H E   R I G H T   H O N O R A B L E   H E N R I C H   E A R L   O F   A Y L E S F O R D   A N D   H I S   T R U S T E E S   A N D   M O R T G A G E E S



Scale, 2 Chains to an Inch.



Estate Agent's Office,  
Midland Railway  
Derby.

997-5/173.20

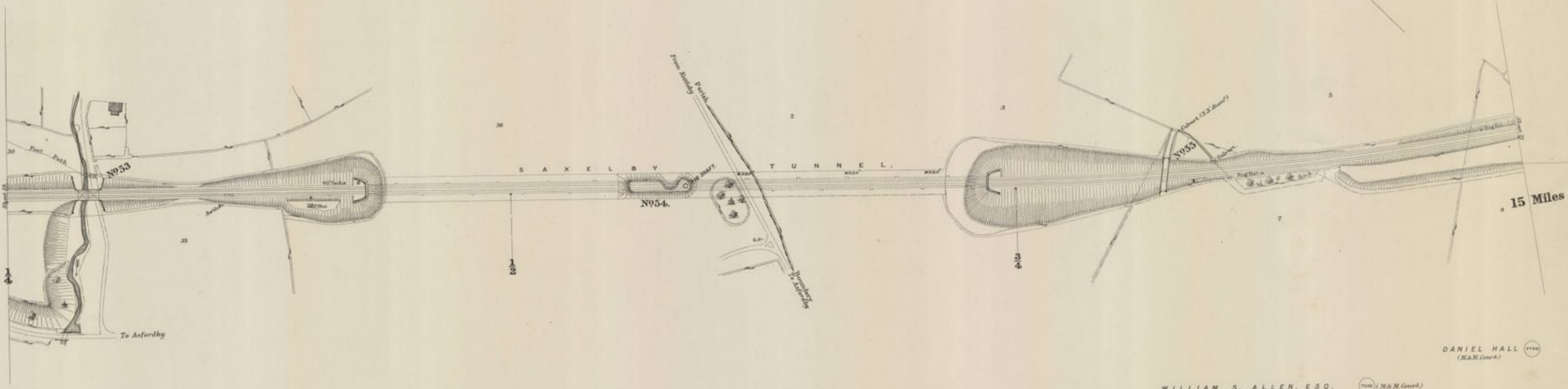
C O U N T Y   O F   L E I C E S T E R

P A R I S H   O F   S A X E L B Y

P A R I S H   O F   A S F O R D B Y

THE RIGHT HONBLE HENEAGE EARL OF AYLESFORD AND HIS TRUSTEES AND M<sup>RS</sup> 6954


JOHN D. A. BURNABY AND M<sup>RS</sup> 6955 (M. & M. Con'd.)



15 Miles

DANIEL HALL (M. & M. Con'd.) 6956  
WILLIAM S. ALLEN, ESQ. (M. & M. Con'd.) 6957

Scale. 2 Chains to an Inch.



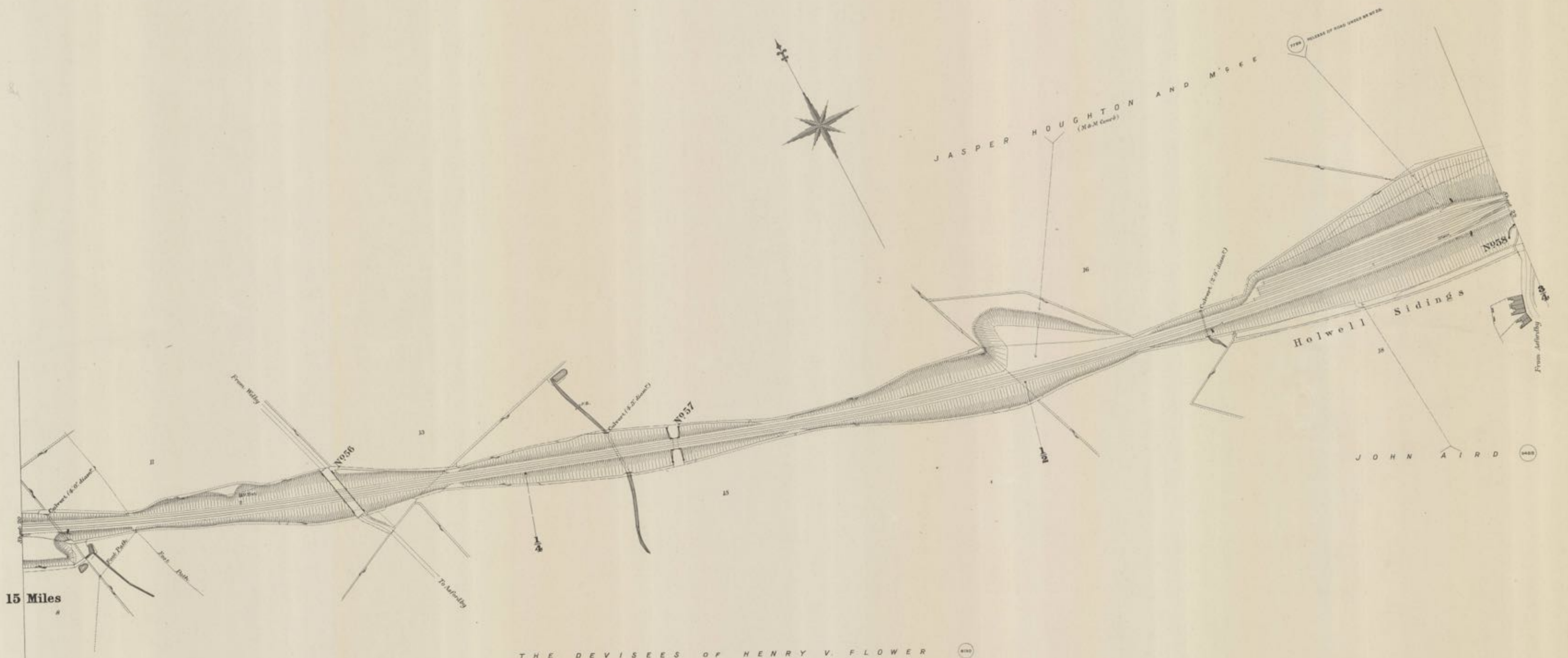
Estate Agents Office,  
Midland Railway,  
Derby.

1947-5/1173, 21

C O U N T Y O F L E I C E S T E R

P A R I S H O F A S F O R D B Y


1497-S/1173.22



THE DEVISEES OF HENRY V. FLOWER

DANIEL HALL (M & M Co's)

Scale, 2 Chains to an Inch.

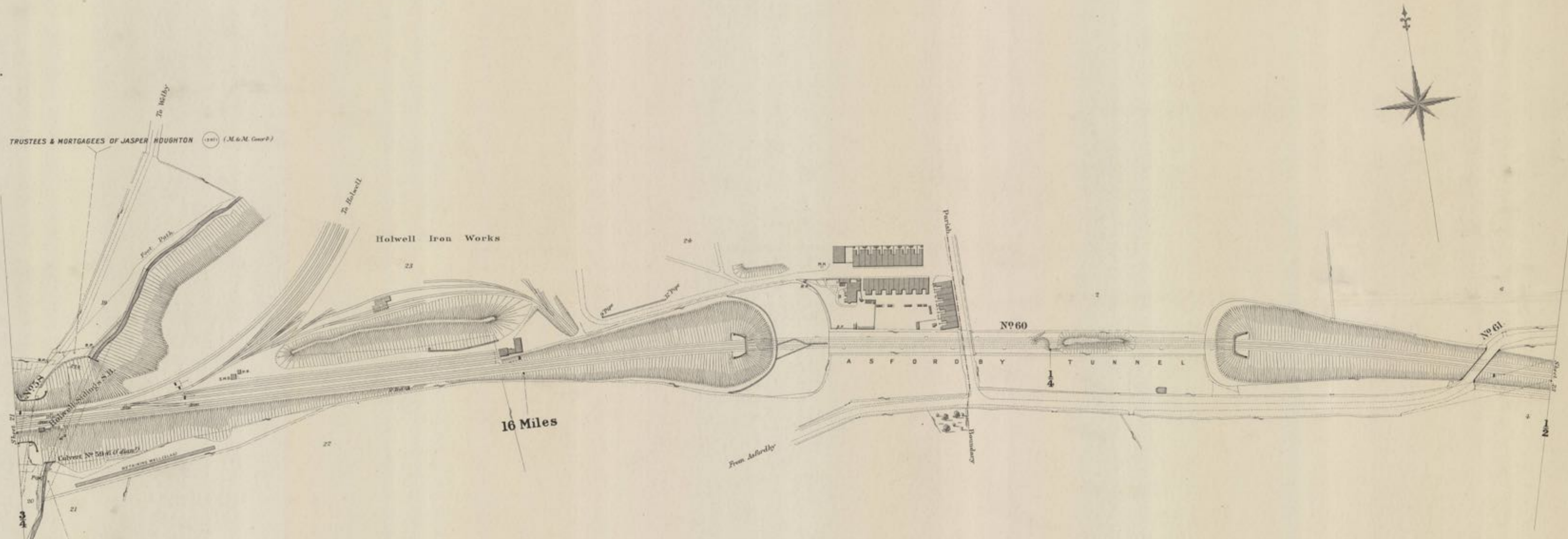


Estate Agent's Office  
Midland Railway  
Derby

C O U N T Y O F L E I C E S T E R

P A R I S H O F A S F O R D B Y

P A R I S H O F S Y S O N B Y  
F O R M E R L Y P A R I S H O F M E L T O N M O W B R A Y



TRUSTEES & MORTGAGEES OF JASPER DOUGHTON (1881) (M.M. Con'd)

Holwell Iron Works

16 Miles

No 60

No 61

A S F O R D B Y T U N N E L


R E V

J O H N C A R R T M E L L (M.M. Con'd in the 2 additional purchases on the south side of Railway)

E A R L O F B E S S B O R O U G H A N D O T H E R S

J O H N A I R D

Scale, 2 Chains to an Inch.



Estate Agent's Office,  
Midland Railway,  
Derby.


1917-5/173.23

C O U N T Y    O F    L E I C E S T E R

P A R I S H    O F    S Y S O N B Y

F O R M E R L Y    M E L T O N    M O W B R A Y

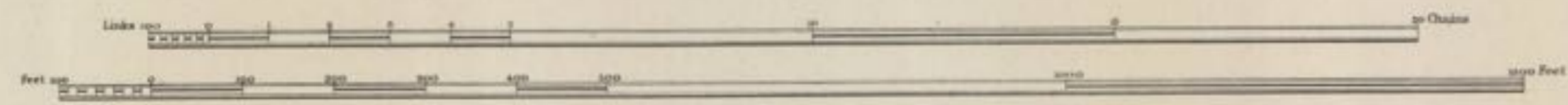
P A R I S H    O F  
M E L T O N    M O W B R A Y



E A R L    O F    B E S S B O R O U G H    A N D    O T H E R S

W I L L I A M    C O D K E    A N D    M ' G E E

Scale, 2 Chains to an Inch.



Estate Agents Office  
Midland Railway  
Derby

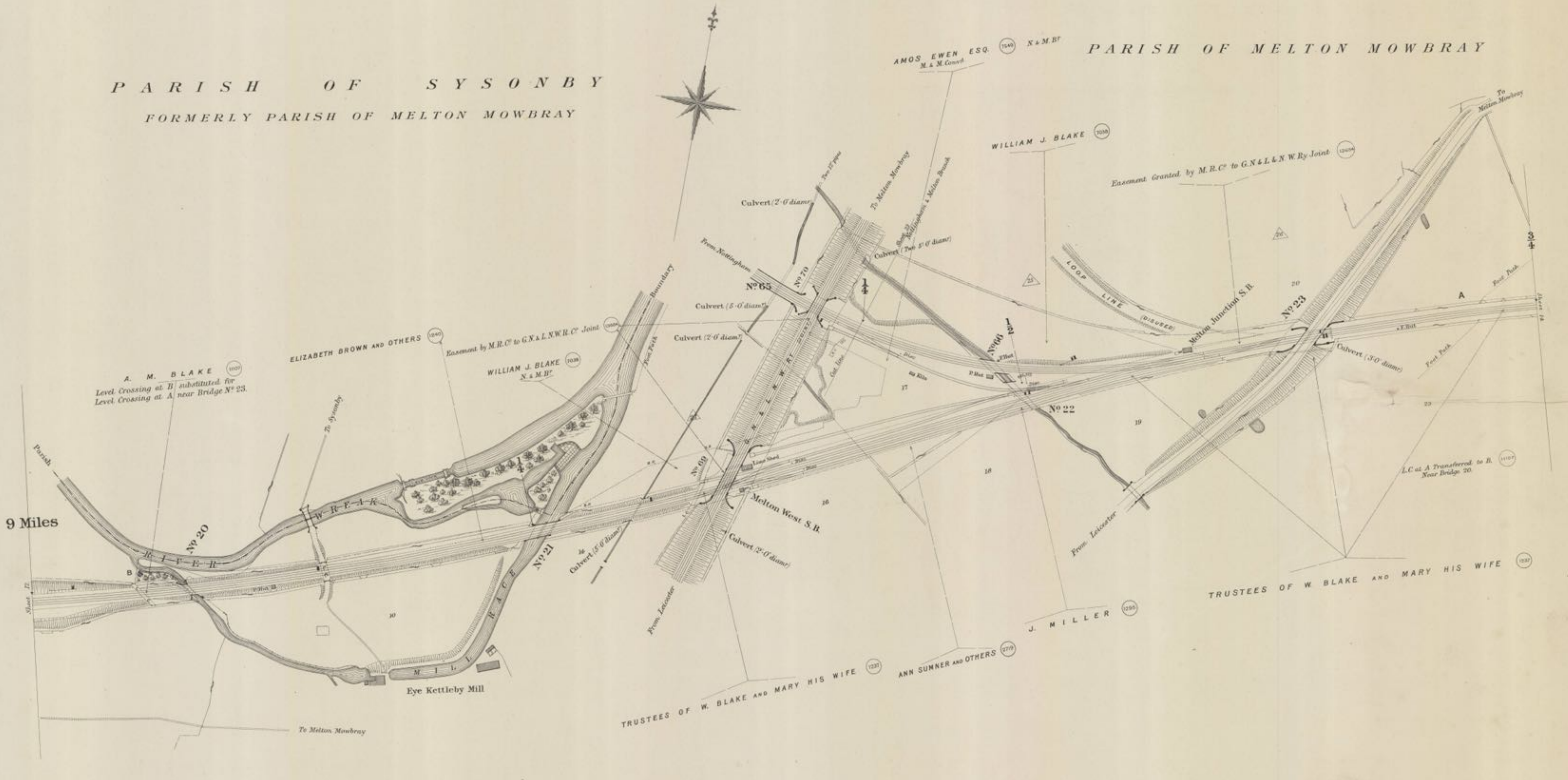
17-5/1173.24



COUNTY OF LEICESTER

PARISH OF SYSONBY  
FORMERLY PARISH OF MELTON MOWBRAY

PARISH OF MELTON MOWBRAY



9 Miles

Scale, 2 Chains to an Inch.



1947-5/1175.25

Estate Agent's Office,  
Midland Railway  
Derby.