

MIDLAND RAILWAY.


WEST BRIDGE BRANCH LAND PLAN.


Surveyed by
P. L. McCallum,
Estate Agent,
DERBY
1904.


Titles of Acts.


Reference.


SIGNALS, &c. The Signals are shown as they appear to view


Semaphores 


Distant Signals 


Gradient Posts are shown thus 


FENCES. Quick Fence is shown thus 

Ditch or Boundary 


Wall 


Iron Fencing 


Post and Rail also Wire Fencing 


Sleeper, Close Pale, Wooden Fence 


Leicester and Swannington	- - - - -	Act 1830—11 Geo. IV.	Royal Assent 29th May, 1830.
Do. (Soar Lane Branch)	- - - - -	Act 1833—3 Wm. IV.	Do. 10th June, 1833.
Do. (Further Money)	- - - - -	Act 1837—1 Vict.	Do. 30th June, 1837.
Vesting in Midland Railway	- - - - -	Act 1846—9 & 10 Vict.	Do. 27th July, 1846.
The Midland Railway (Leicester & Swannington Railway) Alteration and Branches	- - - - -	Act 1846—9 & 10 Vict.	Do. 3rd August, 1846.
Do. do. (Amendment)	- - - - -	Act 1847—10 & 11 Vict.	Do. 2nd July, 1847.


COLOURING. The Company's **FREEHOLD** Property is shown by **RED** Colour 


Do. **LEASEHOLD** do. **RED EDGE ONLY** 


Property owned **JOINTLY** with other Companies **GREEN** Colour 


Do. over or through which the Company has an **EASEMENT** is shown by **RED** dotted lines. 

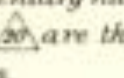
Do. over or through which the Company has granted an **EASEMENT** is shown by **PURPLE** dotted lines. 

Do. granted on **LEASE** by the Company by **RED** Full lines. 

Do. **SOLD** or otherwise disposed of by the Company is shown by **PURPLE** colour. 

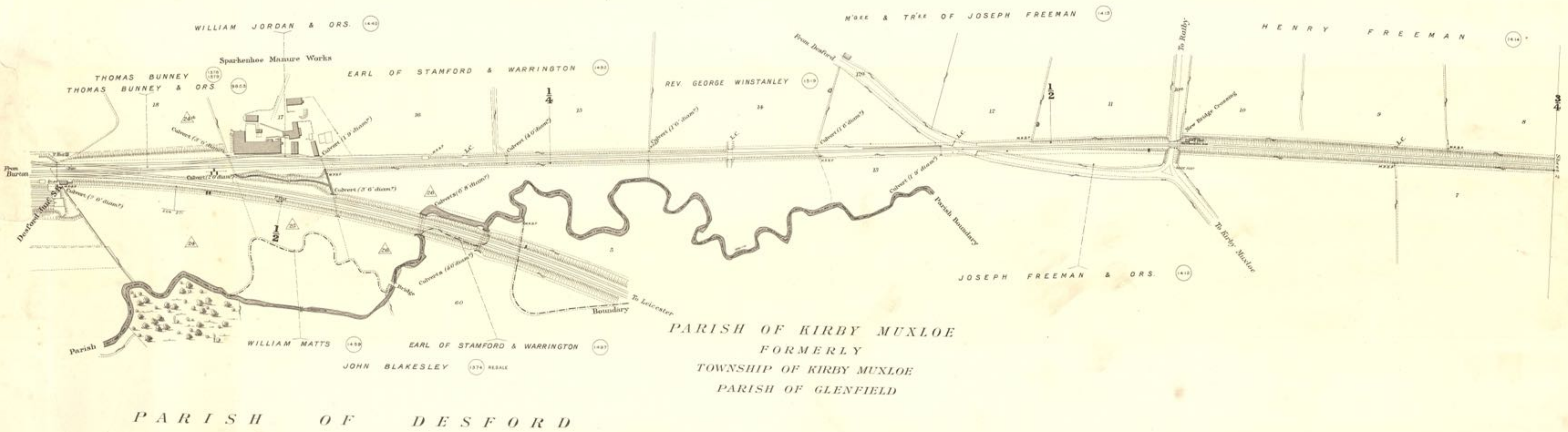
MINERALS specially purchased by the Company shown by **BLUE** Full lines. 

Do. **SOLD** or otherwise disposed of by the Company shown by **PURPLE** Full lines. 

NOTE. Vendors' Names are written in Block as **VENDOR**.
The figures within the circle after the names of the Vendors refer to the numbers on the deeds relating to the purchase. 1214
The slanting figures as 20 refer to Parliamentary numbers / Original Act.
Do. within a triangle as , are the Parliamentary numbers referring to subsequent Acts.

C O U N T Y O F L E I C E S T E R

P A R I S H O F R A T B Y

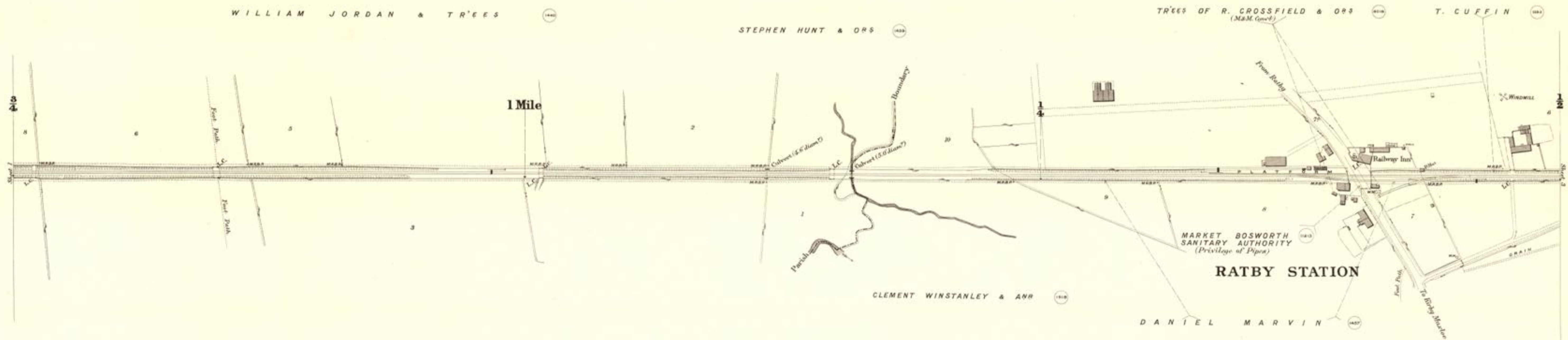


Scale. 2 Chains to an Inch.



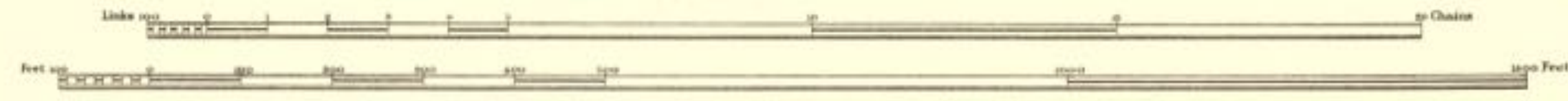
C O U N T Y O F L E I C E S T E R

P A R I S H O F R A T B Y



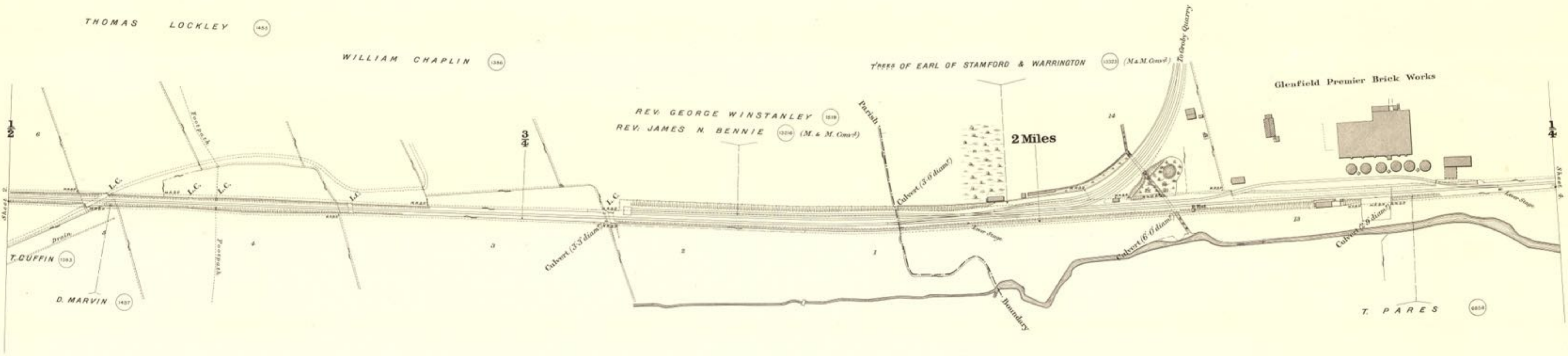
PARISH OF KIRBY MUXLOE
FORMERLY
TOWNSHIP OF KIRBY MUXLOE
PARISH OF GLENFIELD

Scale, 2 Chains to an Inch.




C O U N T Y O F L E I C E S T E R

PARISH OF KIRBY MUXLOE
FORMERLY
TOWNSHIP OF KIRBY MUXLOE
PARISH OF GLENFIELD



PARISH OF GLENFIELD

Scale, 2 Chains to an Inch.

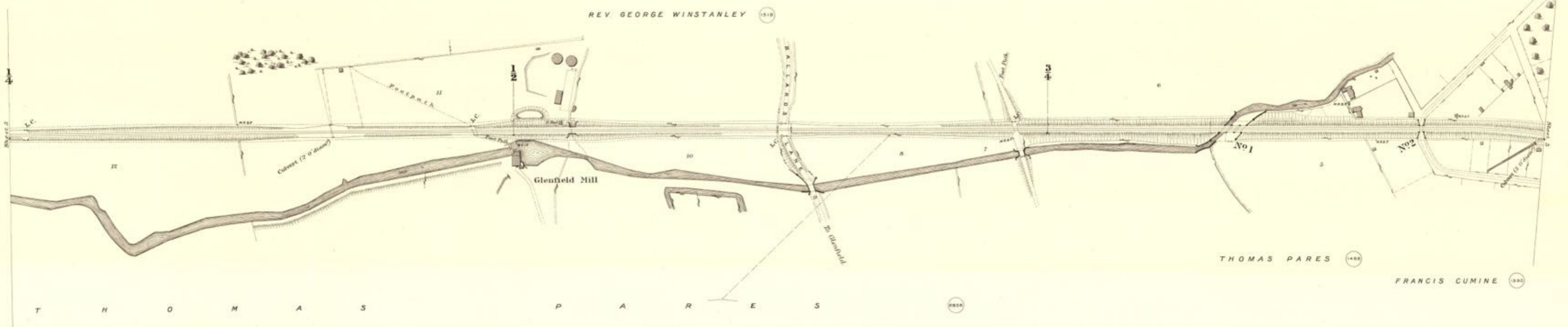


C O U N T Y O F L E I C E S T E R

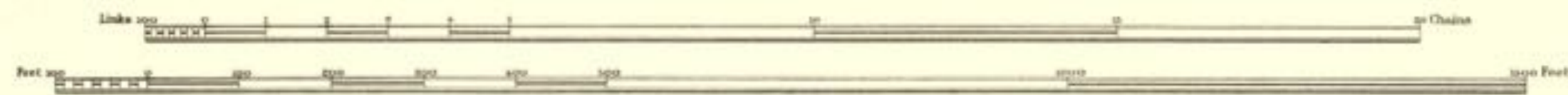
P A R I S H O F G L E N F I E L D



3 Miles



Scale, 2 Chains to an Inch.

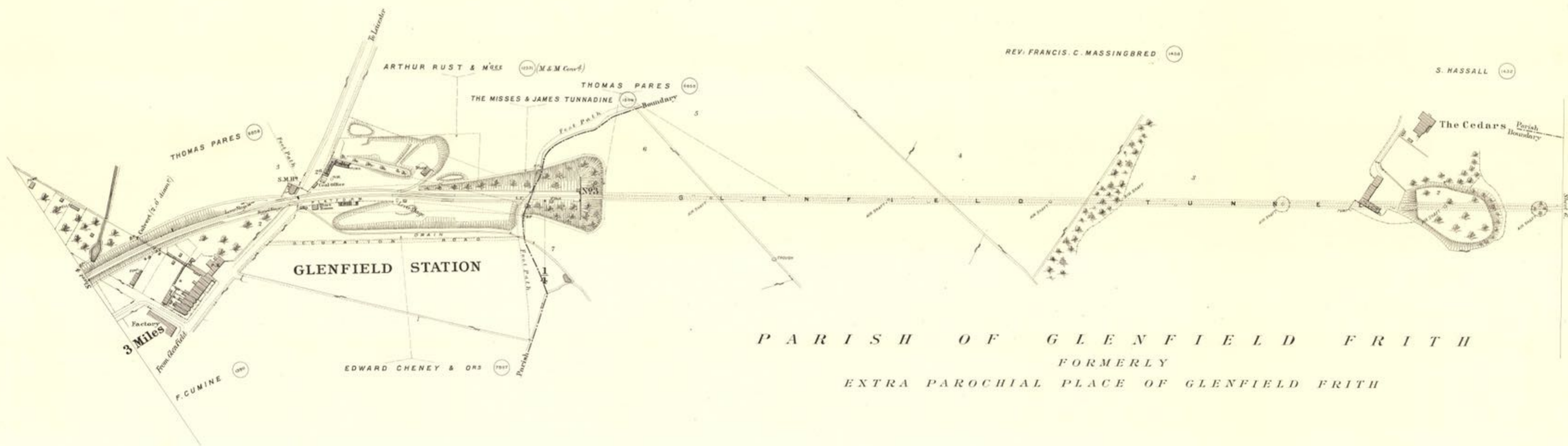


Estate Agent's Office, Midland Railway Derby.

C O U N T Y O F L E I C E S T E R




P A R I S H O F G L E N F I E L D




P A R I S H O F G L E N F I E L D F R I T H
FORMERLY
EXTRA PAROCHIAL PLACE OF GLENFIELD FRITH

Scale, 2 Chains to an Inch.



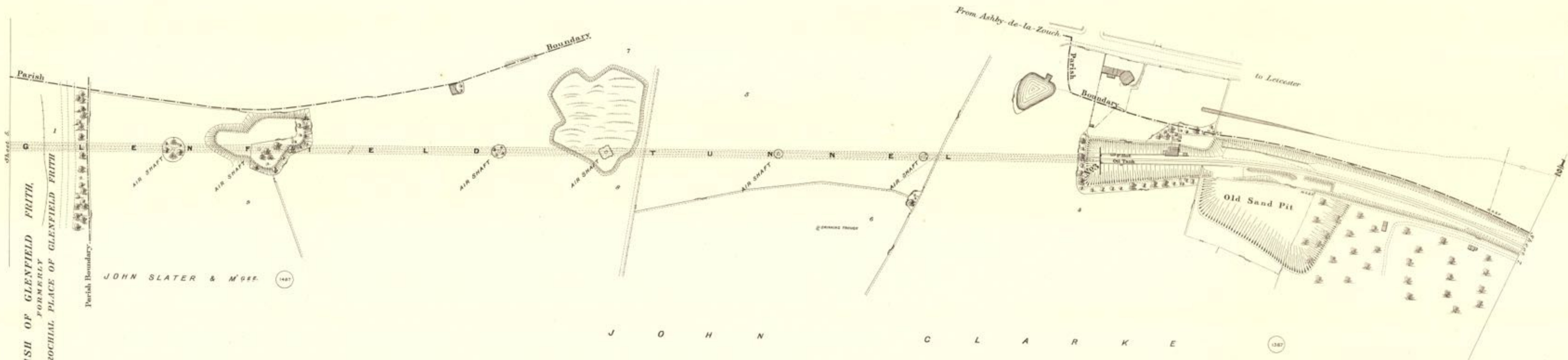
Estate Agents Office,
Midland Railway,
Derby.

C O U N T Y O F L E I C E S T E R



PARISH OF LEICESTER FRITH

PARISH OF LEICESTER FRITH



PARISH OF GLENFIELD FRITH
FORMERLY
EXTRA PAROCHIAL PLACE OF GLENFIELD FRITH

JOHN SLATER & M^{ORE}

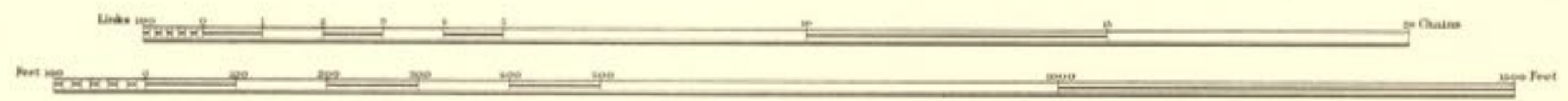
J O H N C L A R K E

PARISH OF NEW PARKS

FORMERLY

EXTRA PAROCHIAL PLACE OF NEW PARKS

Scale, 2 Chains to an Inch.



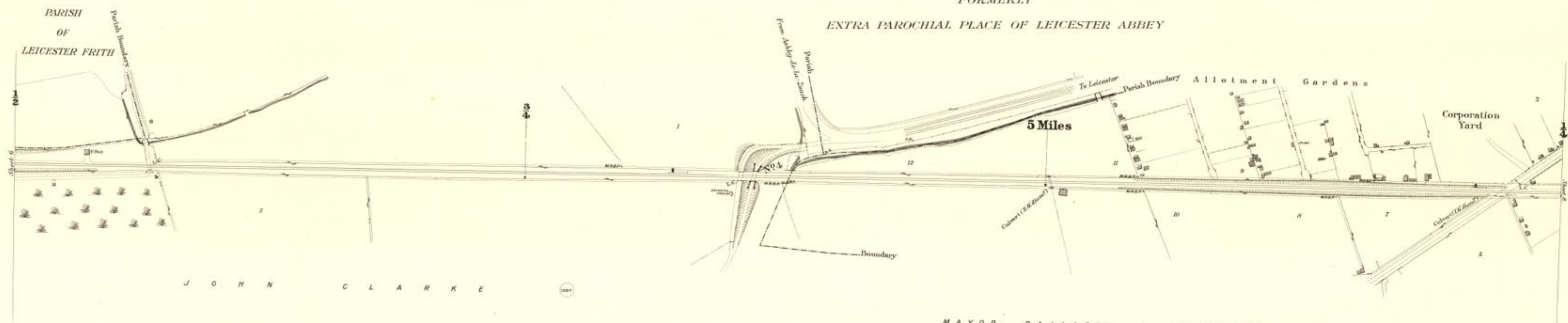
Estate Agents Office,
Midland Railway,
Derby.

C O U N T Y O F L E I C E S T E R



PARISH OF NEW PARKS
FORMERLY
EXTRA PAROCHIAL PLACE OF NEW PARKS

PARISH OF LEICESTER
FORMERLY
EXTRA PAROCHIAL PLACE OF LEICESTER ABBEY

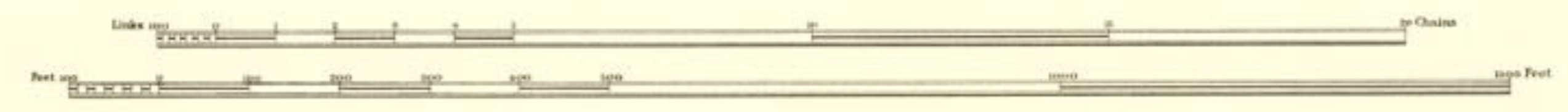


J O H N C L A R K E

MAYOR, BAILIFFS & BURGESSES OF LEICESTER

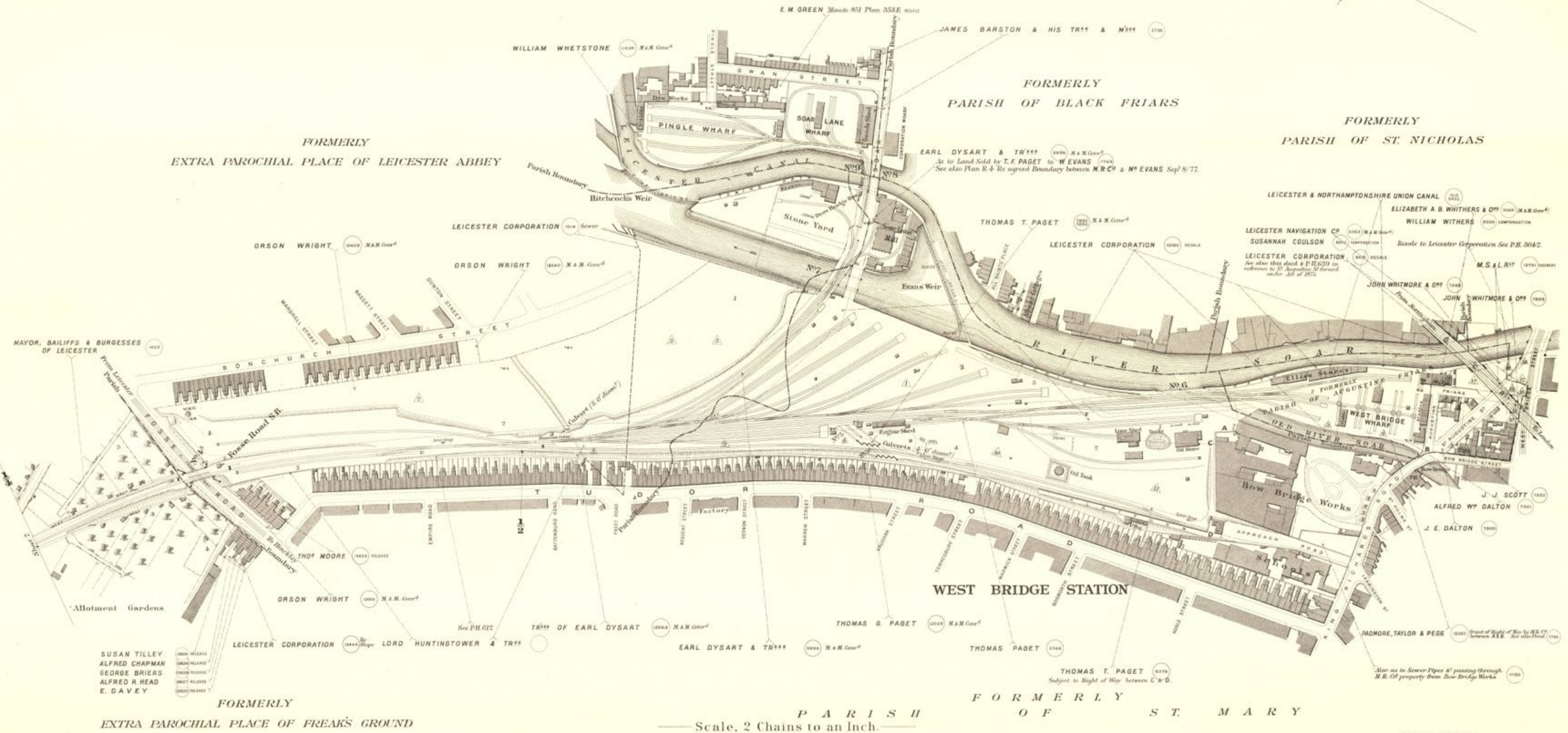
PARISH OF LEICESTER
FORMERLY
EXTRA PAROCHIAL PLACE OF FREAK'S GROUND

— Scale, 2 Chains to an Inch. —



Estate Agent's Office,
Midland Railway,
Derby.

C O U N T Y O F L E I C E S T E R
 C O U N T Y B O R O U G H O F L E I C E S T E R
 P A R I S H O F L E I C E S T E R
 F O R M E R L Y
 P A R I S H O F A L L S A I N T S



MAYOR, BAILIFFS & BURGESSES OF LEICESTER

FORMERLY
EXTRA PAROCHIAL PLACE OF LEICESTER ABBEY

FORMERLY
PARISH OF BLACK FRIARS


FORMERLY
PARISH OF ST. NICHOLAS

WEST BRIDGE STATION

FORMERLY
PARISH OF ST. MARY

FORMERLY
EXTRA PAROCHIAL PLACE OF FREAK'S GROUND

Scale, 2 Chains to an Inch.



Estate Agents Office,
Midland Railway
Derby.