

MIDLAND RAILWAY.

DUFFIELD AND SELSTON BRANCH.










BUCKLAND HOLLOW AND SWANWICK COLLIERY BRANCHES.

LAND PLAN.

Surveyed by
P. S. McCallum,
Estate Agent,
DERBY.
1903.

Reference.

SIGNALS, &c. The Signals are shown as they appear to view

Semaphores 
 Distant Signals 
 Gradient Posts are shown thus 
FENCES. Quick Fence is shown thus 
 Ditch or Boundary 
 Wall 
 Iron Fencing 
 Post and Rail also Wire Fencing 
 Sleeper, Close Pale, Wooden Fence. 

Titles of Acts.

The Midland Railway (New Lines and Additional Powers) Act, 1865—28 & 29 Vict. Royal Assent 5th July, 1865.
 Do. (Additional Powers) Deviations Act, 1868—31 & 32 Vict. Do. 25th June, 1868.
 Do. Do. Extension of Time Act, 1869—32 & 33 Vict. Do. 12th July, 1869.

BUCKLAND HOLLOW BRANCH.

The Midland Railway (Additional Powers) Act, 1875—38 & 39 Vict. Royal Assent 29th June, 1875.

COLOURING. The Company's FREEHOLD Property is shown by RED Colour
 Do. LEASEHOLD do. RED EDGE ONLY
 Property owned JOINTLY with other Companies GREEN Colour
 Do. over or through which the Company has an EASEMENT
 is shown by RED dotted lines.
 Do. over or through which the Company has granted an
 EASEMENT is shown by PURPLE dotted lines.
 Do. granted on LEASE by the Company by RED Full lines.
 Do. SOLD or otherwise disposed of by the Company is shown
 by PURPLE colour.
 MINERALS specially purchased by the Company shown by BLUE
 Full lines.

NOTE. Vendors Names are written in block as VENDOR.
 The figures within the circle after the names of the Vendors
 refer to the numbers on the deeds relating to the purchase, &c. (214)
 The slanting figures as 20 refer to Parliamentary numbers (Original Act)
 Do. within a triangle as 20 are the Parliamentary
 numbers referring to subsequent Acts.



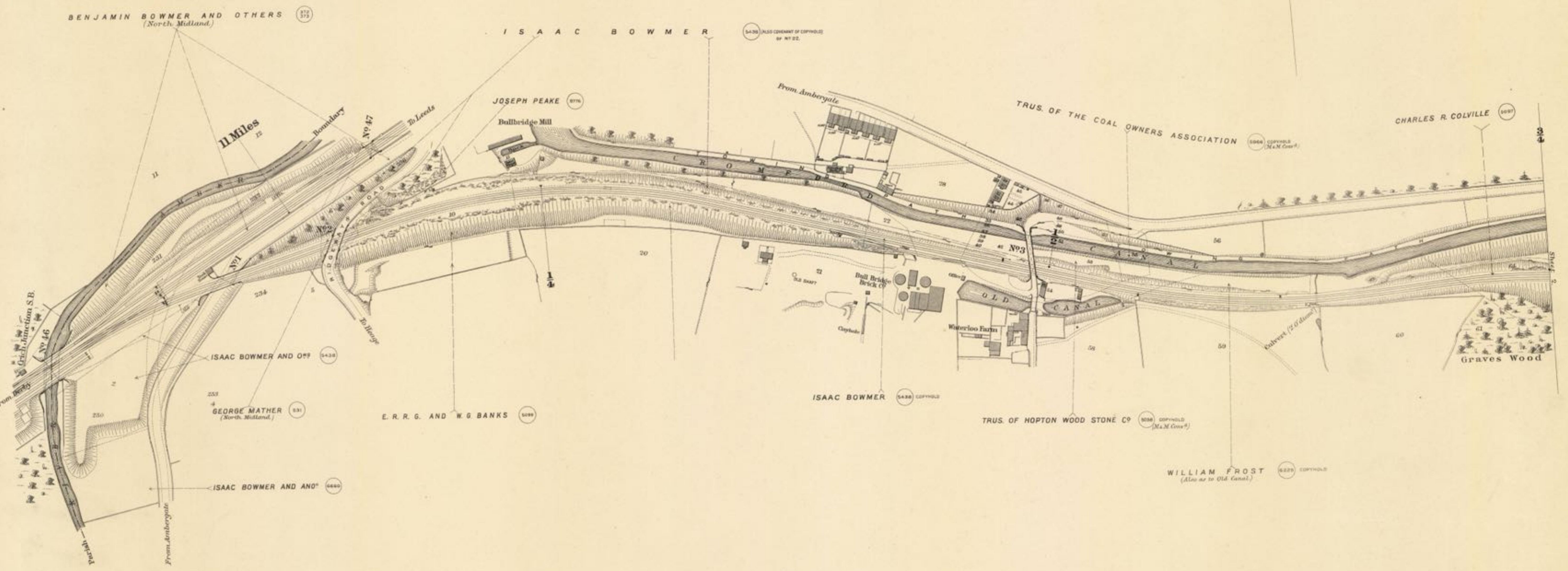
1971-384/230,1

C O U N T Y O F D E R B Y

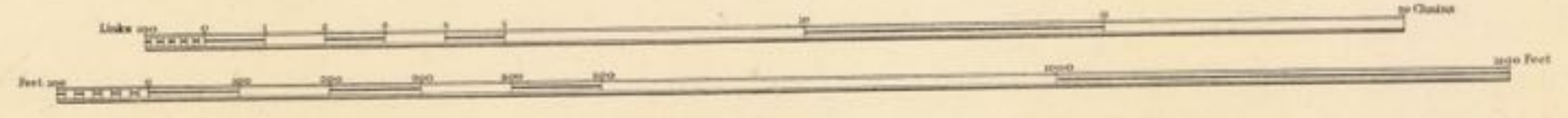
P A R I S H O F H E A G E
(F O R M E R L Y P A R I S H O F D U F F I E L D)



1971-384/230.2



Scale, 2 Chains to an Inch.

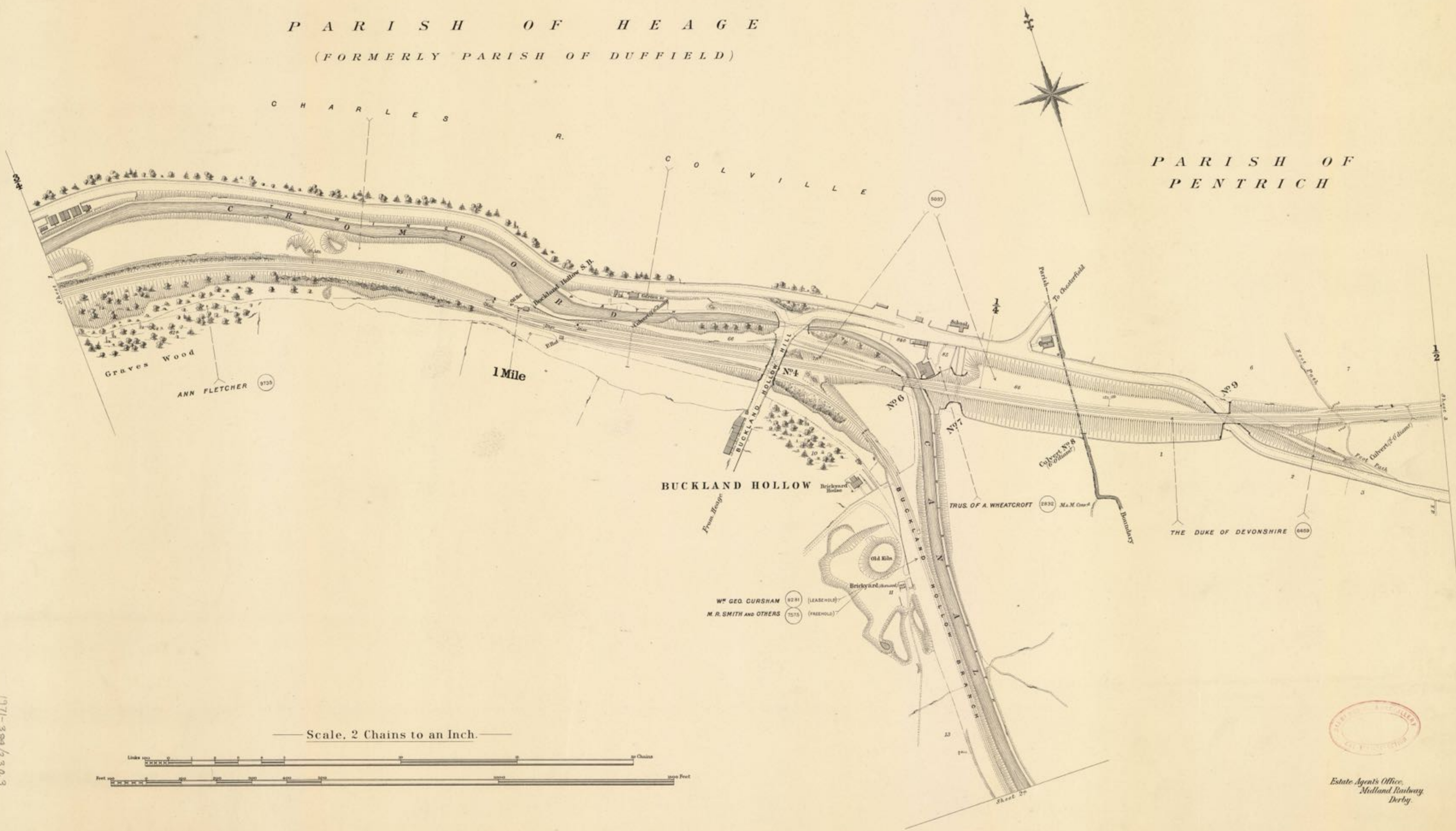


Estate Agents Office
Midland Railway
Derby.

C O U N T Y O F D E R B Y

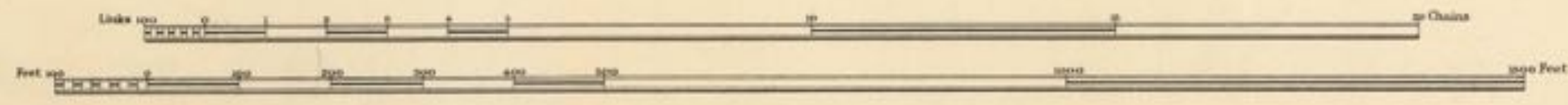
P A R I S H O F H E A G E
(FORMERLY PARISH OF DUFFIELD)

P A R I S H O F
P E N T R I C H



1971-384/230.3

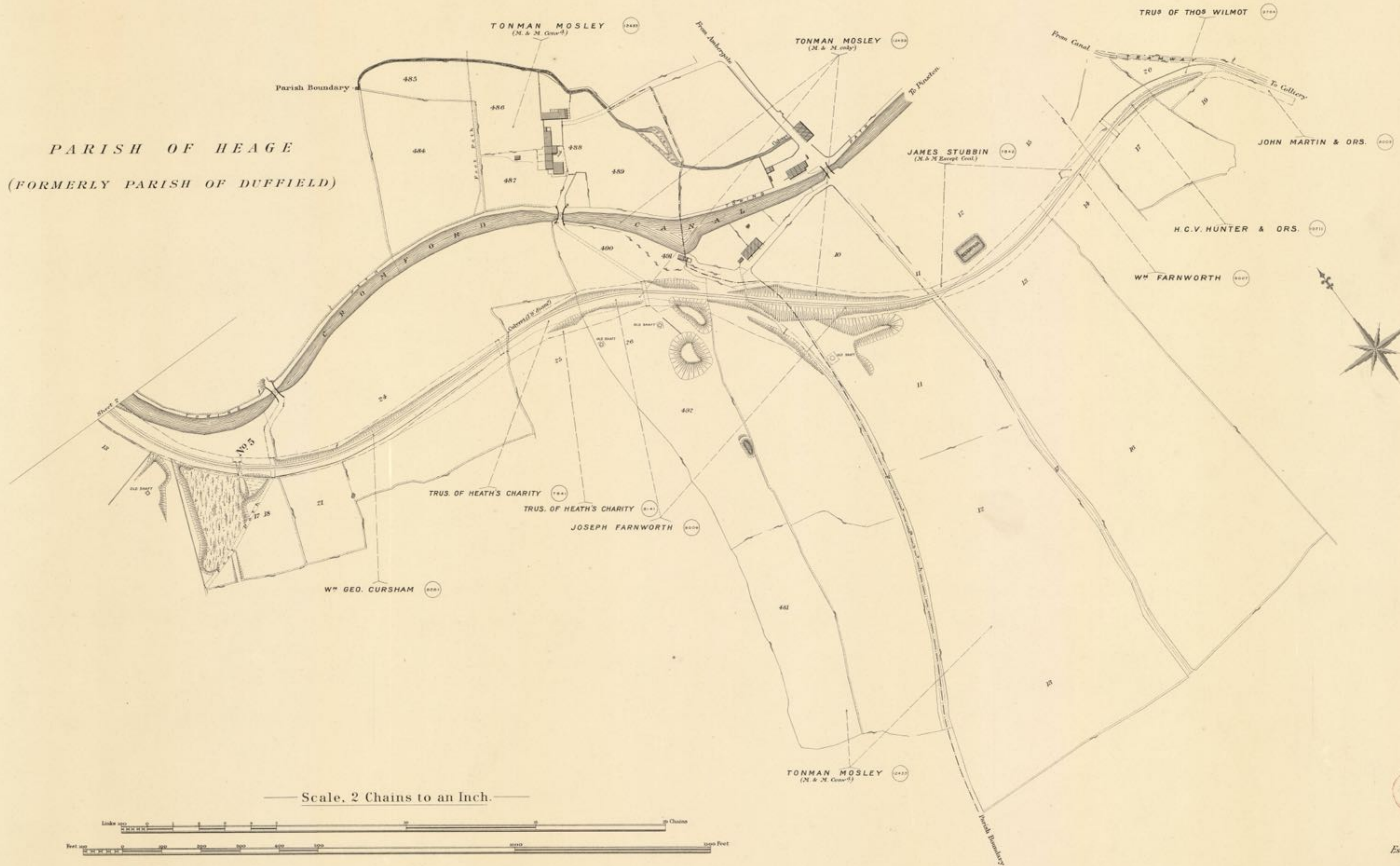
Scale, 2 Chains to an Inch.



Estate Agent's Office,
Midland Railway
Derby.

P A R I S H O F P E N T R I C H

P A R I S H O F H E A G E
(FORMERLY PARISH OF DUFFIELD)



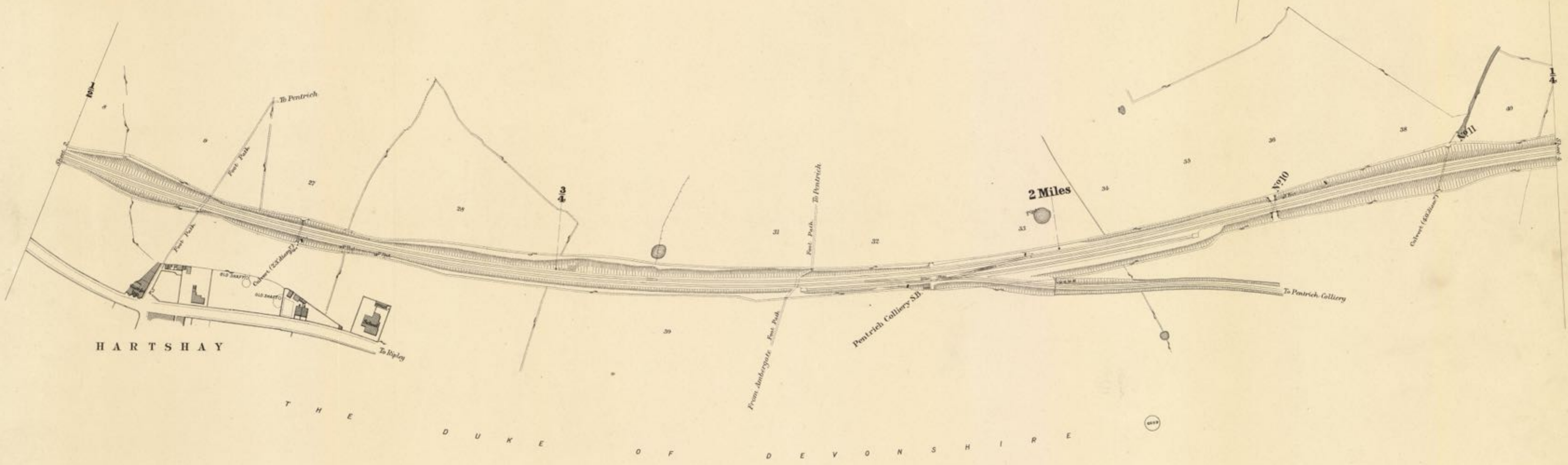
1971-384/230.4



Estate Agent's Office,
Midland Railway
Derby.

C O U N T Y O F D E R B Y

P A R I S H O F P E N T R I C H



HARTSHAY

T H E D U K E O F D E V O N S H I R E

Scale, 2 Chains to an Inch.



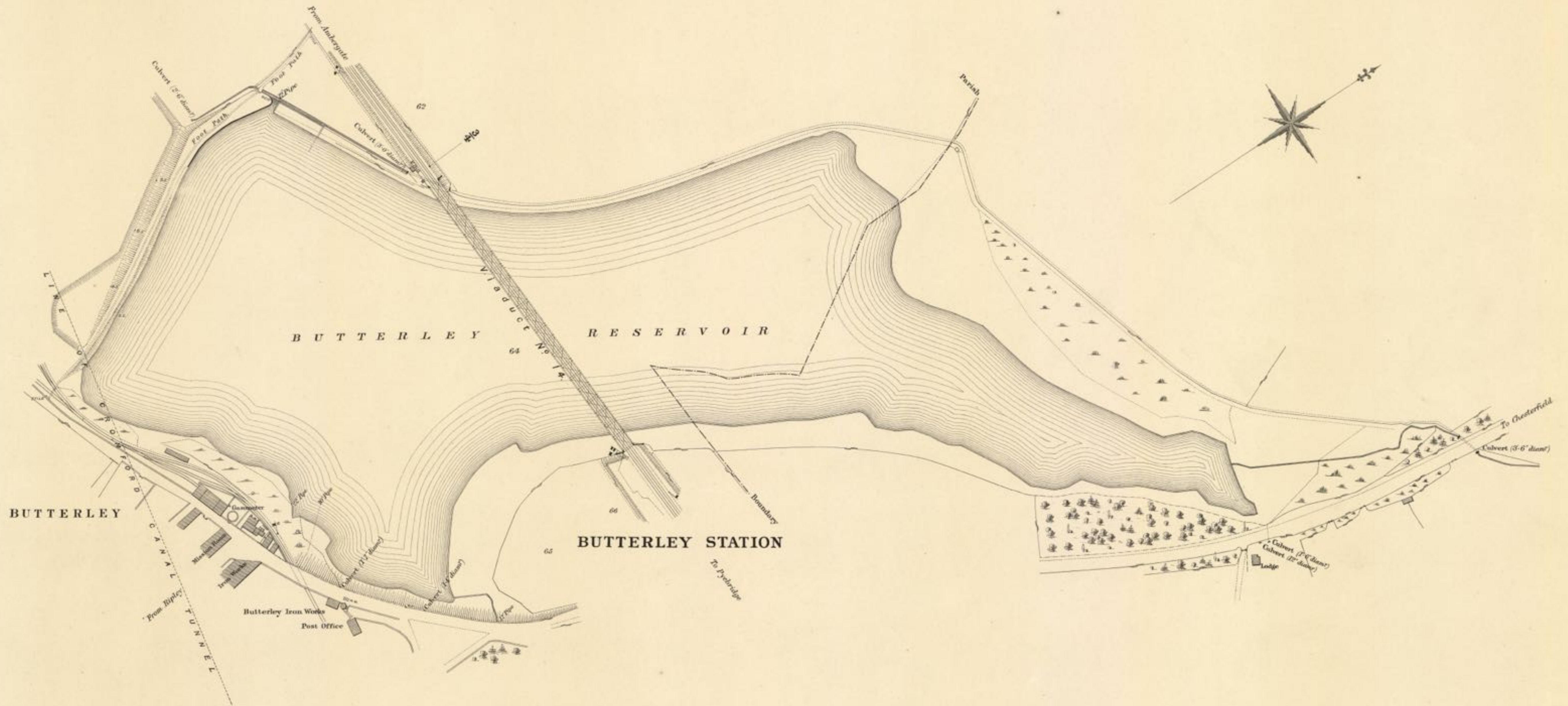
Estate Agents Office,
Midland Railway
Derby

1971-384/230.5

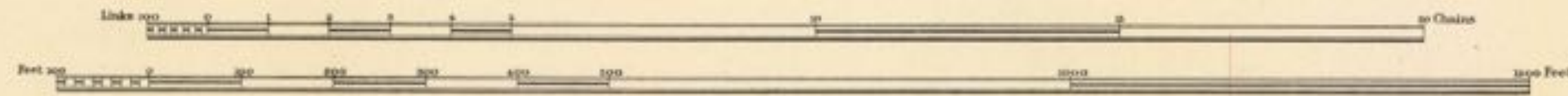
C O U N T Y O F D E R B Y

PARISH OF PENTRICH

PARISH OF ALFRETON



Scale, 2 Chains to an Inch.

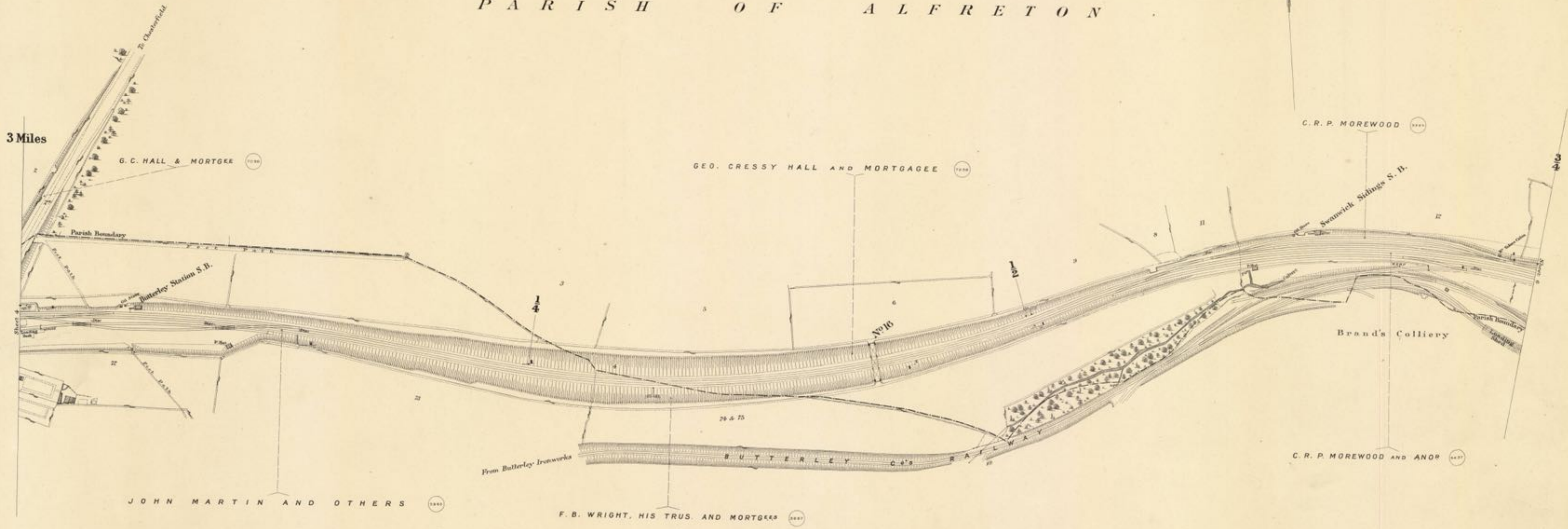


Estate Agents Office,
Midland Railway
Derby

1471-387/250.7

C O U N T Y O F D E R B Y


P A R I S H O F A L F R E T O N



3 Miles

P A R I S H O F P E N T R I C H

Scale. 2 Chains to an Inch.

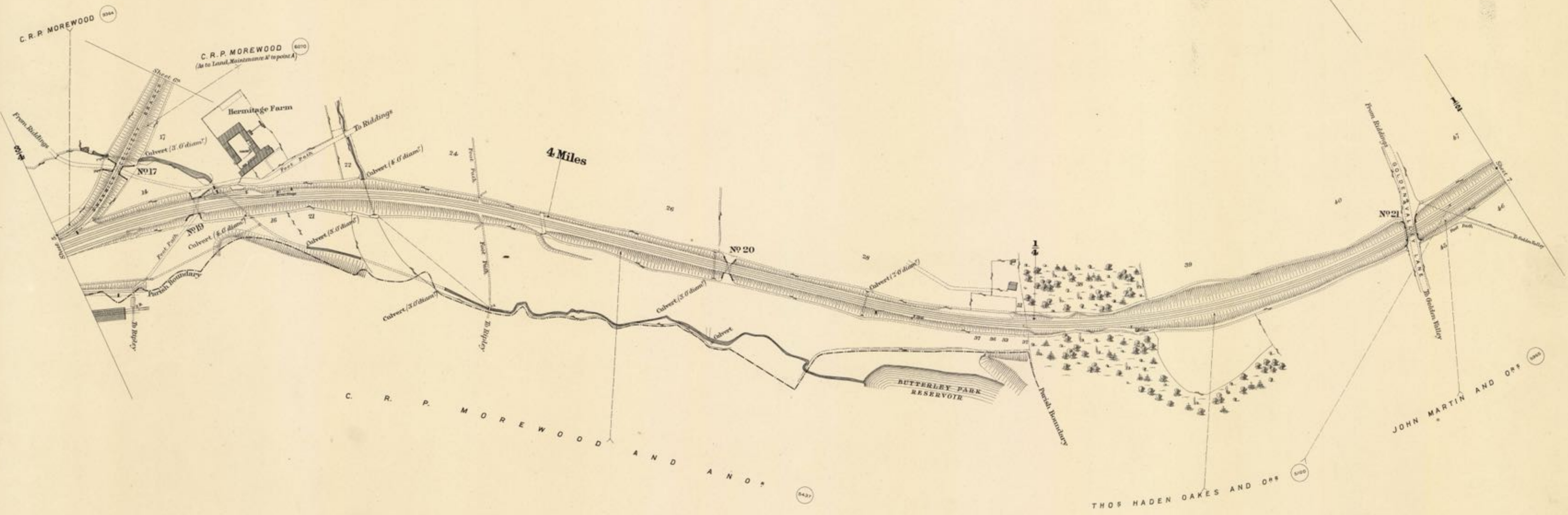


Estate Agents Office, Midland Railway, Derby.

1971-384/230,8

C O U N T Y O F D E R B Y

P A R I S H O F A L F R E T O N



P A R I S H O F P E N T R I C H

Scale, 2 Chains to an Inch.



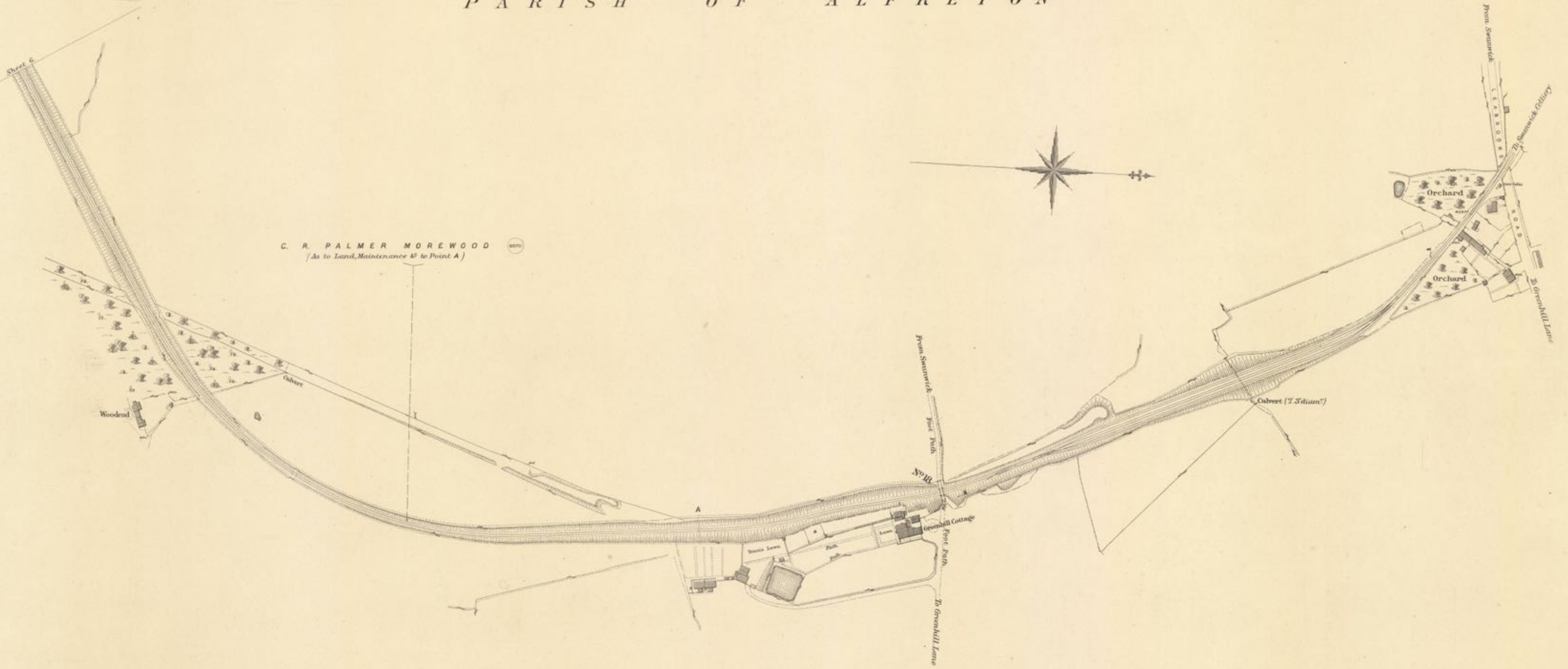
Estate Agent's Office, Midland Railway Derby.

1971-384/250.9


C O U N T Y O F D E R B Y

P A R I S H O F A L F R E T O N

1971-384/230.10



Scale, 2 Chains to an Inch.



Estate Agent's Office,
Midland Railway
Derby

C O U N T Y O F D E R B Y

P A R I S H O F A L F R E T O N



T H O M A S H A D E N O A K E S A N D O T H E R S

J O H N M A R T I N A N D T H E B U T T E R L E Y C O

5 Miles


A l l o t m e n t G a r d e n s

J O H N M A R T I N & O T H E R S

C O D N O R P A R K R E S E R V O I R

P A R I S H O F C O D N O R P A R K

Scale, 2 Chains to an Inch.



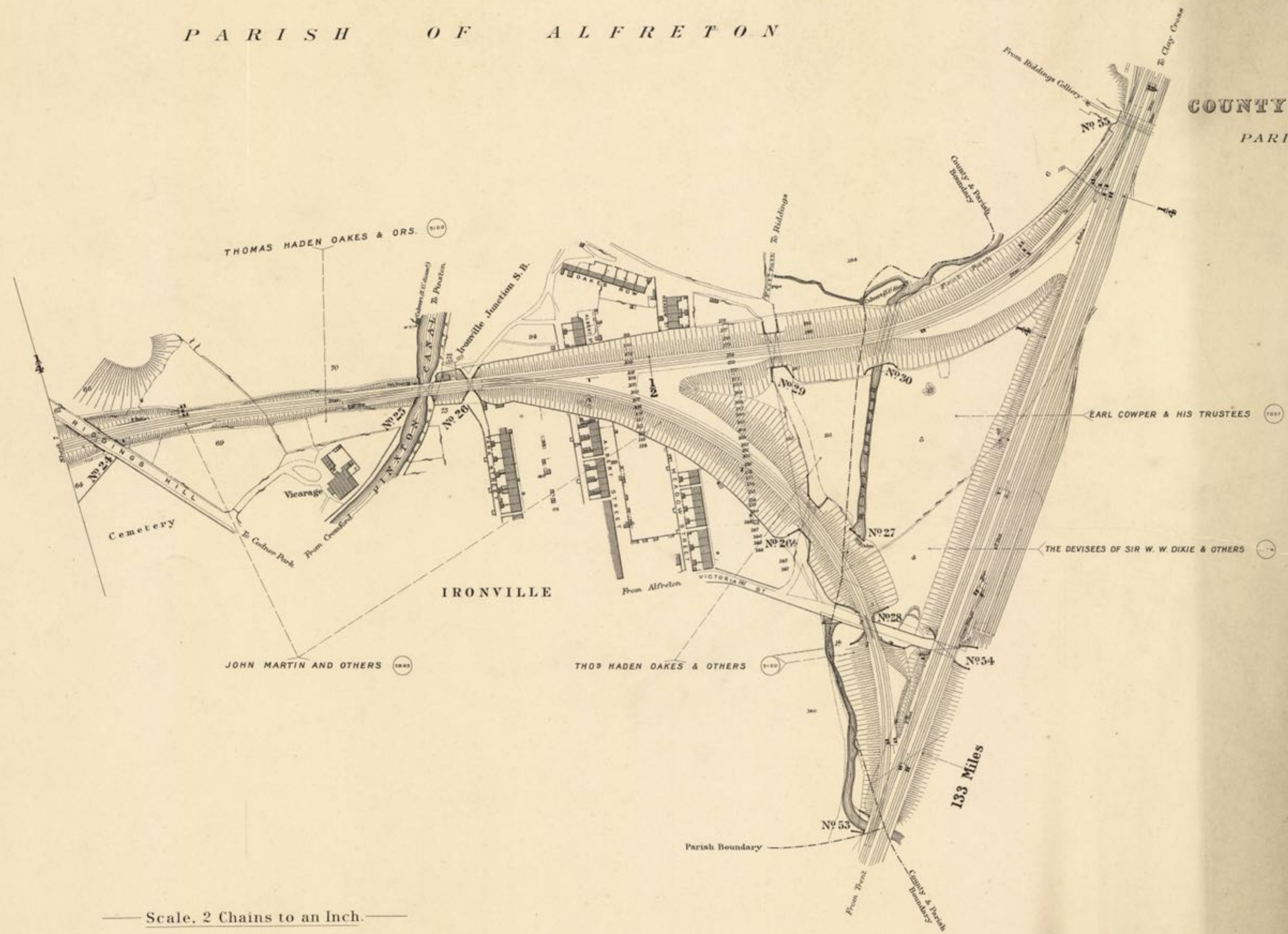
Estate Agents Office,
Midland Railway
Derby.

1971-384/230.11


C O U N T Y O F D E R B Y

P A R I S H O F A L F R E T O N

C O U N T Y O F N O T T I N G H A M
P A R I S H O F S E L S T O N



Scale. 2 Chains to an Inch.



PARISH OF
CODNOR PARK



Estate Agents Office,
Midland Railway
Derby.

1971-384/130.12