

MIDLAND ^{AND} GREAT WESTERN RAILWAYS.

HOTWELLS TO AVONMOUTH.


LAND PLAN.

Surveyed by
P. S. McCallum,
Estate Agent,
Derby.
1911.

Titles of Acts.

Reference.

SIGNALS, &c. The Signals are shown as they appear to view



Bristol Port Railway and Pier	-	-	-	-	Act 1862—25 & 26 Vict.	Royal Assent 17th July, 1862.
Do.	-	-	-	Consolidating, etc.	Act 1865—28 & 29 Vict.	Do. 29th June, 1865.
Great Western & Midland Railway Co.'s (Clifton & Bristol)	-	-	-	Running Powers	Act 1871— 34 Vict.	Do. 25th May, 1871.
Midland Railway	-	(Additional Powers)	-	Block System	Act 1884—47 & 48 Vict.	Do. 3rd July, 1884.
Bristol Port Railway and Pier	-	-	-	Further Money	Act 1888—51 & 52 Vict.	Do. 7th Aug., 1888.
Midland Railway	-	(Additional Powers)	-	Vesting in Midland & Great Western Cos.	Act 1890—53 & 54 Vict.	Do. 25th July, 1890.
Great Western Railway	-	-	-	Widening	Act 1903— 3 Ed. VII.	Do. 11th Aug., 1903.

COLOURING. The Company's **FREEHOLD** Property is shown by **RED** Colour
Do **LEASEHOLD** do **RED EDGE ONLY**
Property owned **JOINTLY** with other Companies **GREEN** Colour
Do over or through which the Company has an **EASEMENT**
is shown by **RED** dotted lines.
Do over or through which the Company has granted an **EASEMENT**
is shown by **PURPLE** dotted lines.
Do granted on **LEASE** by the Company by **RED** Full lines.
Do **SOLD** or otherwise disposed of by the Company is shown
by **PURPLE** colour.
MINORALS specially purchased by the Company shown by **BLUE**
Full Lines.
Do **SOLD** or otherwise disposed of by the Company shown
by **PURPLE** Full lines.

NOTE. Vendors' Names are written in block as **VENDOR**.
The figures within the circle after the names of the Vendors
refer to the numbers on the deeds relating to the purchases &c. (1214)
The slanting figures as 20 refer to Parliamentary numbers (Original Act)
Do within a triangle as \triangle are the Parliamentary
numbers referring to subsequent Acts.

1971-384/232.1

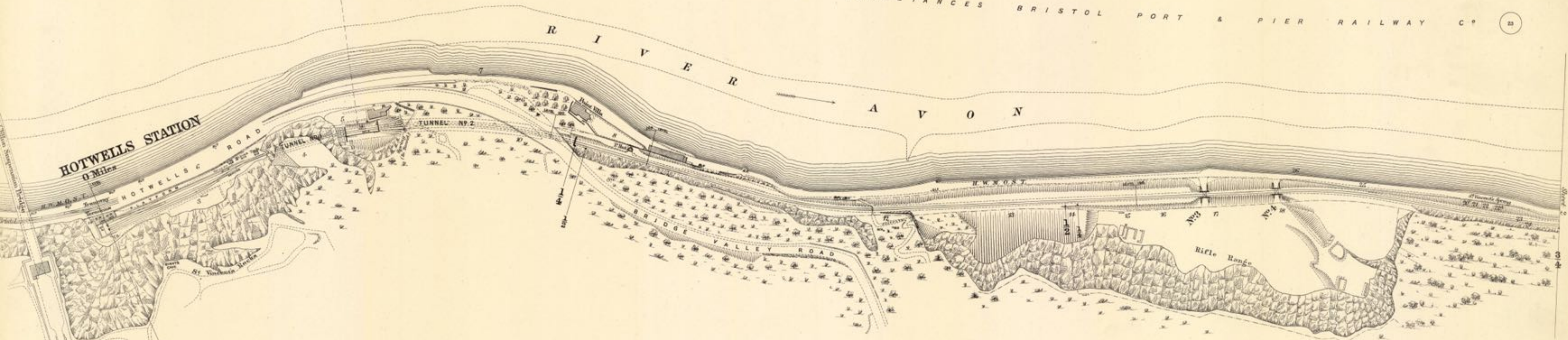
COUNTY OF GLOUCESTER

CITY & COUNTY BOROUGH OF BRISTOL

(FORMERLY PARISH OF CLIFTON)

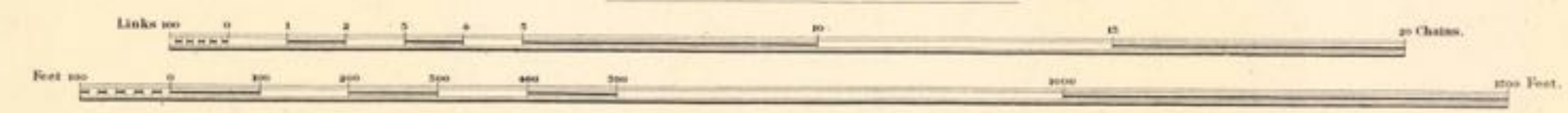


THE
 MESSRS
 NELSON & BEALE'S
 CORPORATION OF BRISTOL
 STATEMENT
 RE
 UNCOMPLETED
 CONVEYANCES
 BRISTOL PORT & PIER RAILWAY CO



THE
 SOCIETY
 OF
 MERCHANT
 VENTURERS
 OF
 BRISTOL

Scale, 2 Chains to an Inch.

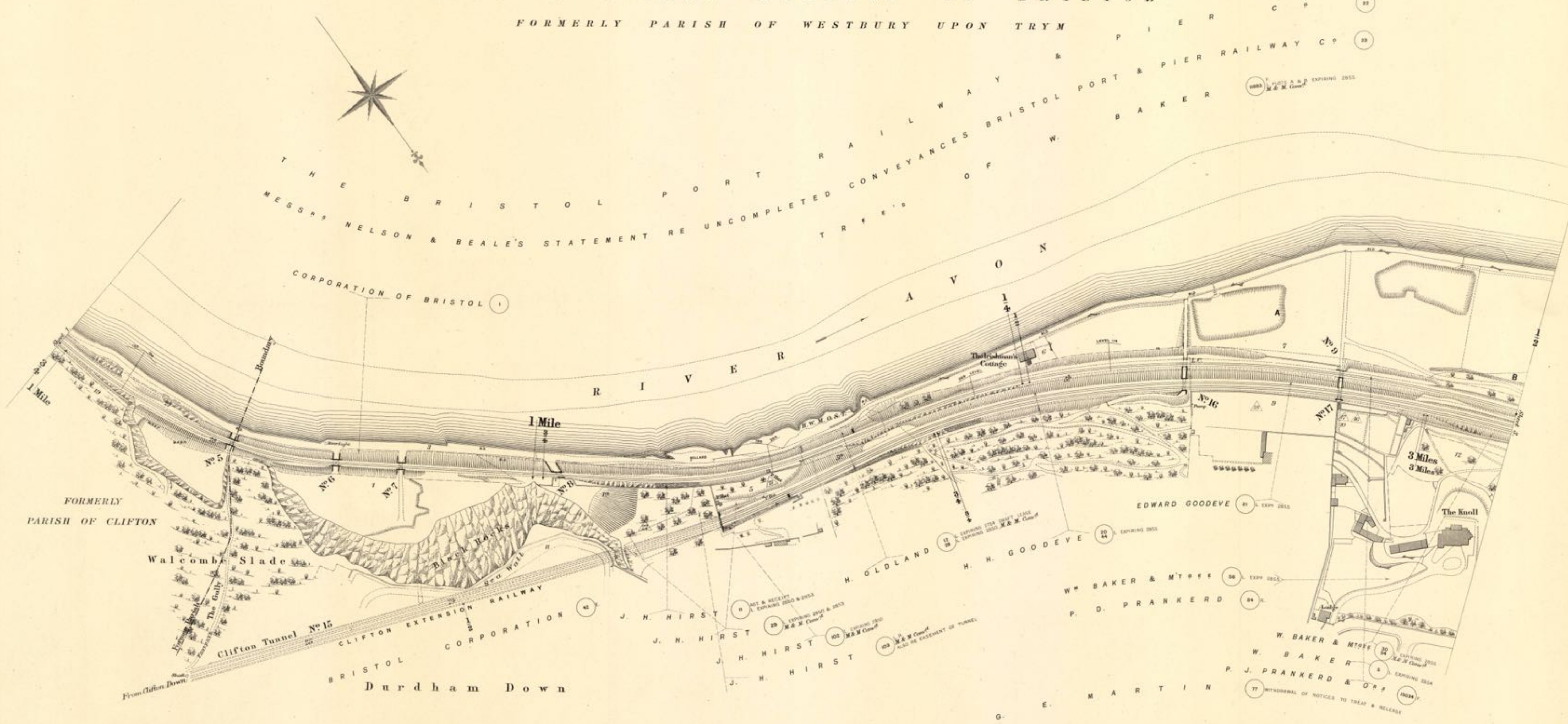


COUNTY OF GLOUCESTER

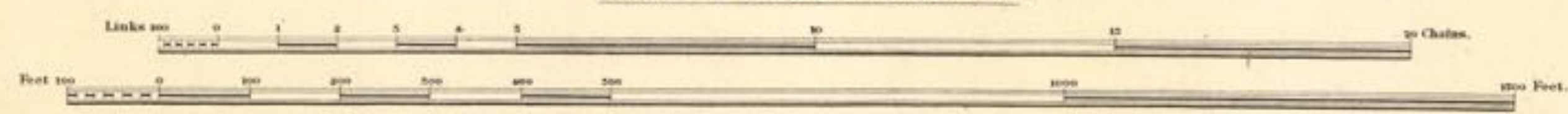
CITY & COUNTY BOROUGH OF BRISTOL

FORMERLY PARISH OF WESTBURY UPON TRYM

THE BRISTOL PORT & PIER RAILWAY & PIER RAILWAY CO.
 MESSRS NELSON & BEALE'S STATEMENT RE UNCOMPLETED TRAILS OF W. BAKER
 CORPORATION OF BRISTOL



Scale, 2 Chains to an Inch.



Estate Agents Office,
Midland Railway,
Derby.

1871-384/22.3

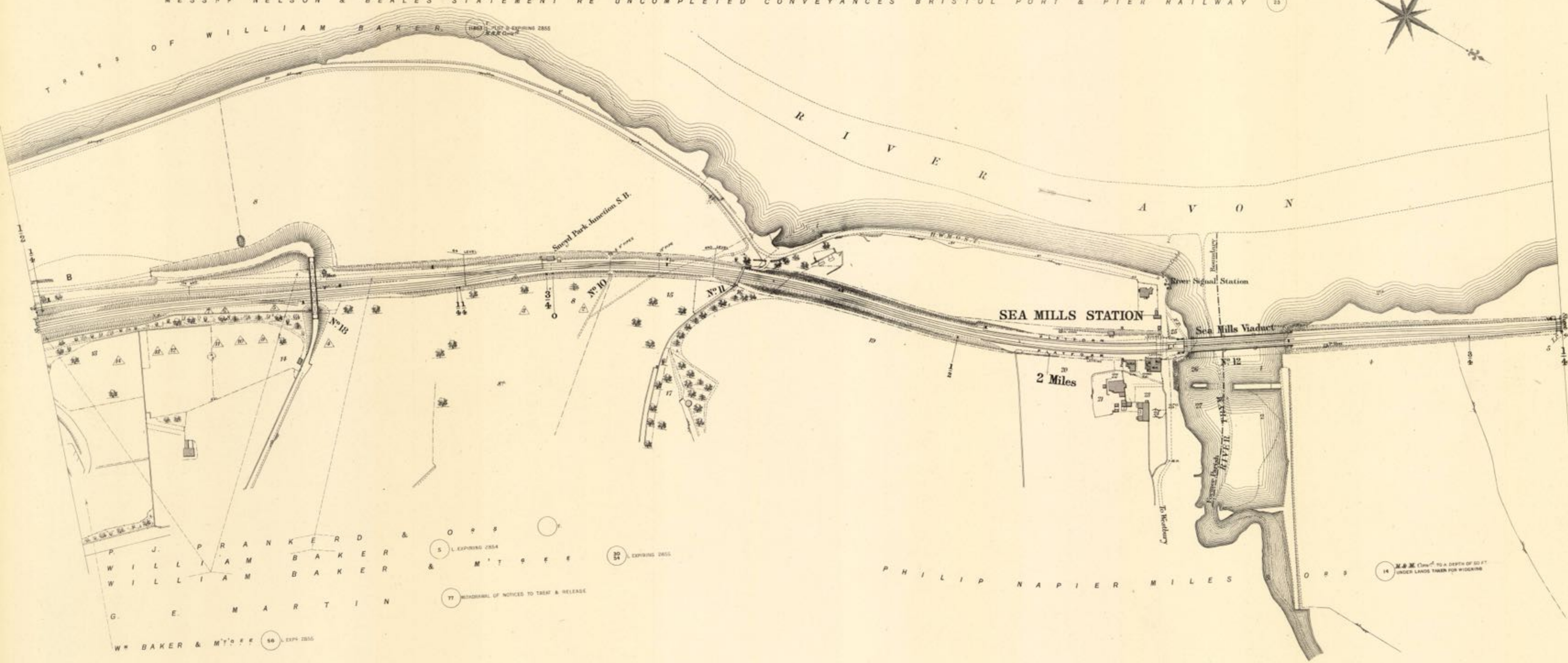
COUNTY OF GLOUCESTER

CITY & COUNTY BOROUGH OF BRISTOL


FORMERLY PARISH OF WESTBURY UPON TRYM

FORMERLY PARISH OF HENBURY

THE BRISTOL PORT RAILWAY & PIER CO.
MESSRS NELSON & BEALE'S STATEMENT RE UNCOMPLETED CONVEYANCES BRISTOL PORT & PIER RAILWAY



Scale, 2 Chains to an Inch.



Estate Agents Office,
Midland Railway,
Derby.

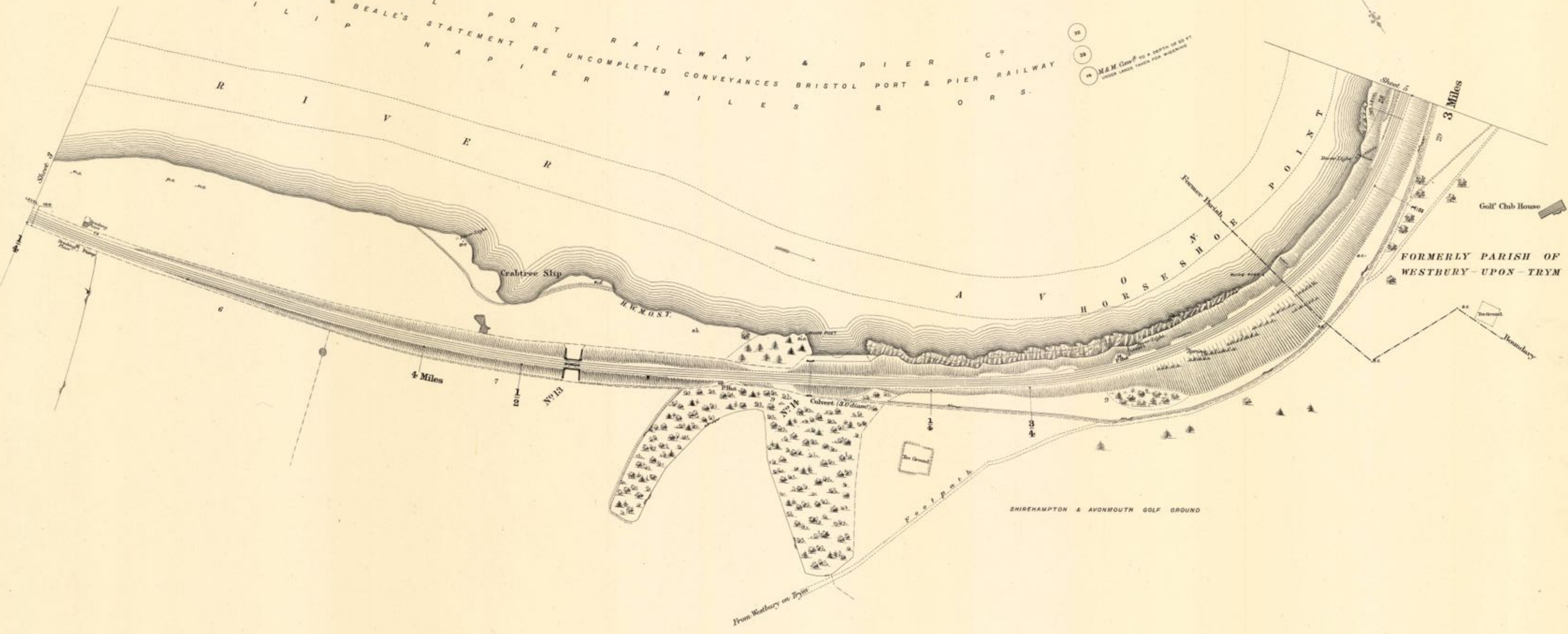
1071-384-232.4

COUNTY OF GLOUCESTER

CITY & COUNTY BOROUGH OF BRISTOL

FORMERLY PARISH OF HENBURY

THE BRISTOL PORT RAILWAY & PIER CO
MESSRS NELSON & BEALE'S STATEMENT RE UNCOMPLETED CONVEYANCES BRISTOL PORT & PIER RAILWAY
PHILIP NAPIER MILES & ORS.



Scale, 2 Chains to an Inch.



1971-384/232.5

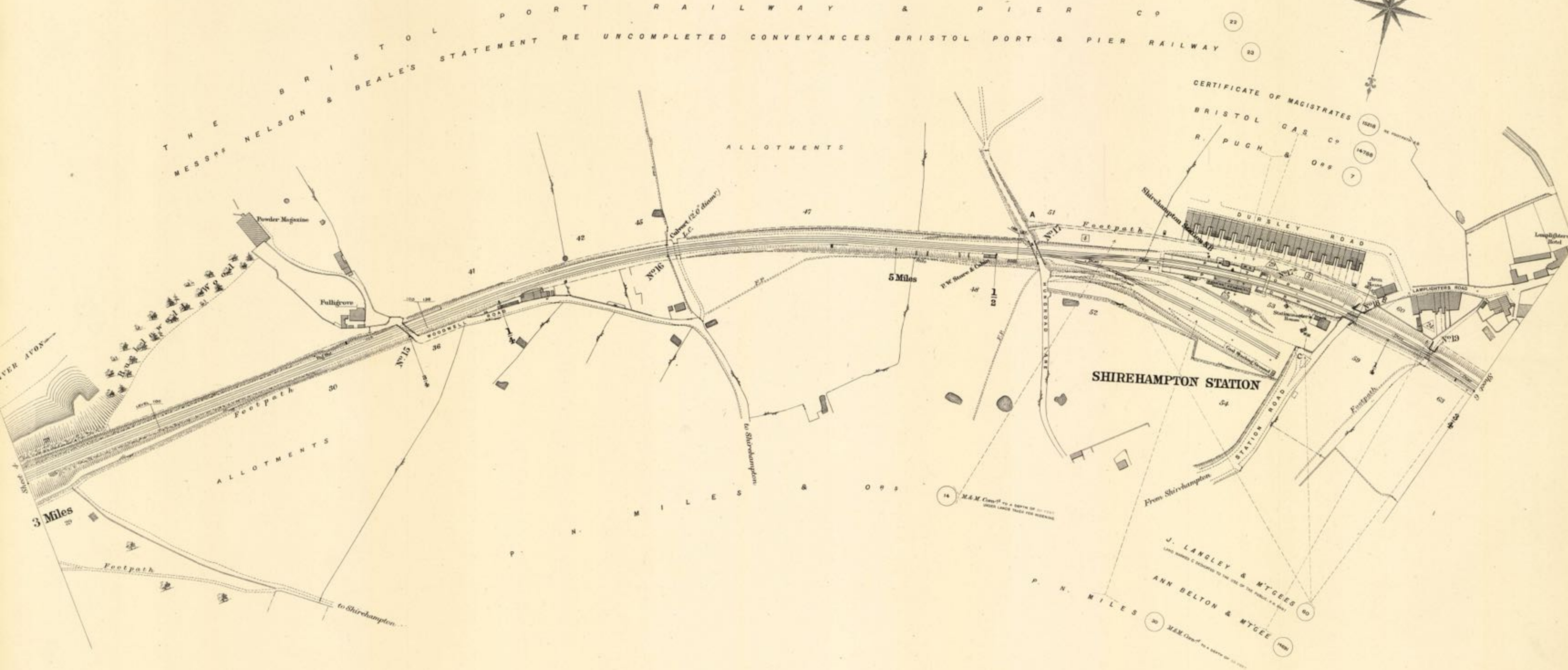
COUNTY OF GLOUCESTER

CITY & COUNTY BOROUGH OF BRISTOL

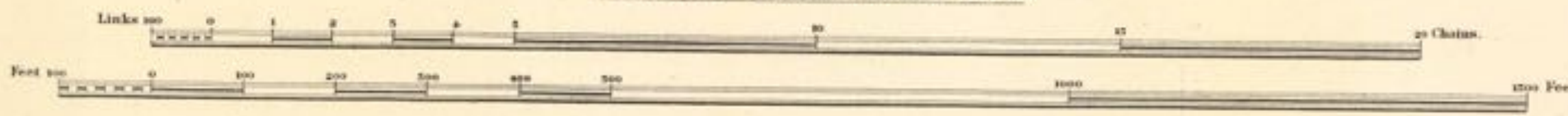
(FORMERLY PARISH OF WESTBURY-UPON-TRYM)

P O R T R A I L W A Y & P I E R C O

T H E B R I S T O L M E S S I E S N E L S O N & B E A L E ' S S T A T E M E N T R E U N C O M P L E T E D C O N V E Y A N C E S B R I S T O L P O R T & P I E R R A I L W A Y



Scale, 2 Chains to an Inch.



Estate Agents Office, Midland Railway, Derby.

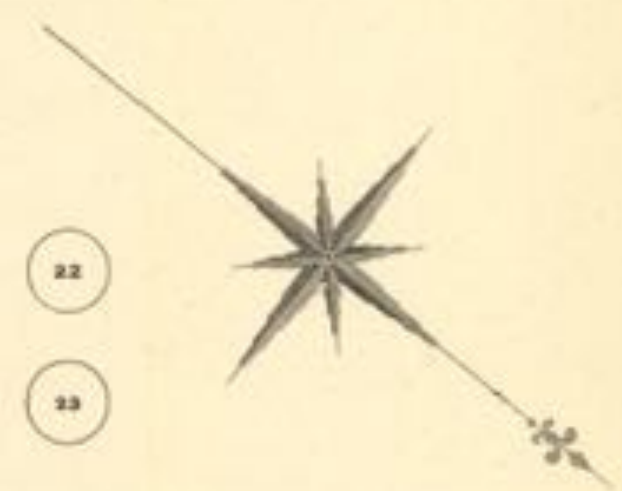
1971-384/232.6

COUNTY OF GLOUCESTER

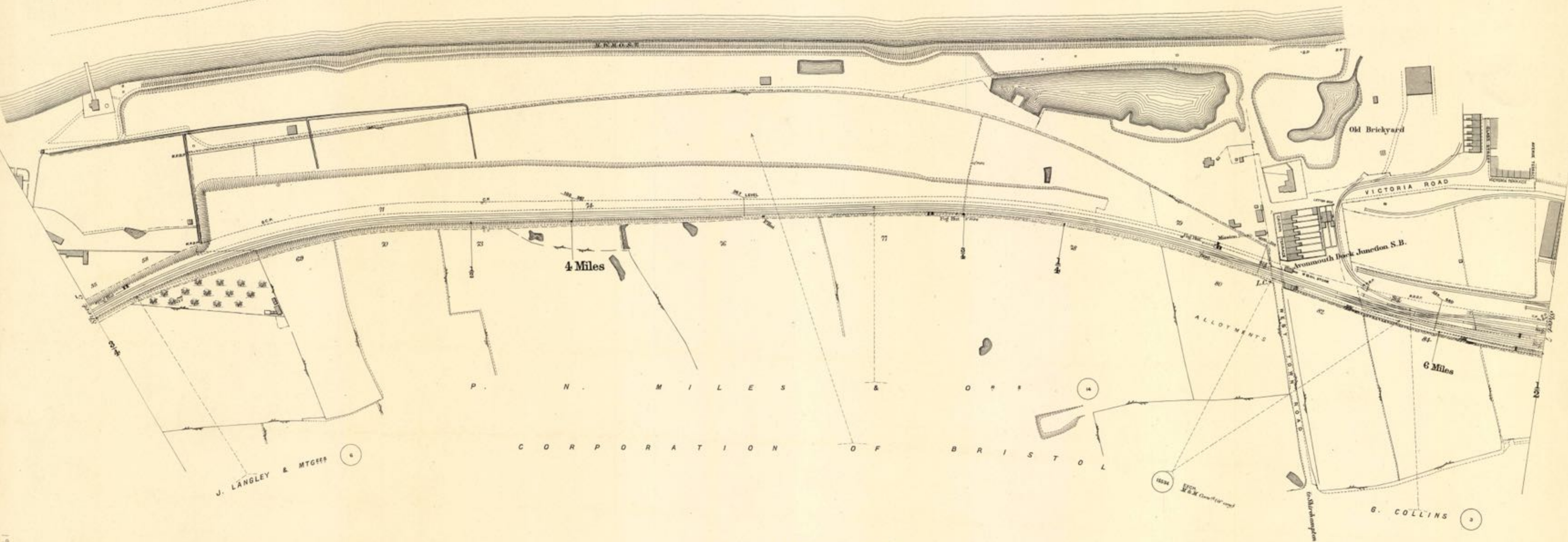
CITY & COUNTY BOROUGH OF BRISTOL

FORMERLY PARISH OF WESTBURY UPON TRYM)

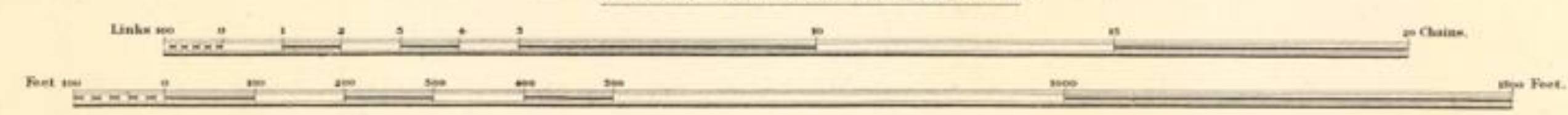
THE BRISTOL PORT RAILWAY & PIER CO.
MESSRS NELSON & BEALES STATEMENT RE UNCOMPLETED CONVEYANCES BRISTOL PORT & PIER RAILWAY



R I V E R — A V O N



Scale, 2 Chains to an Inch.



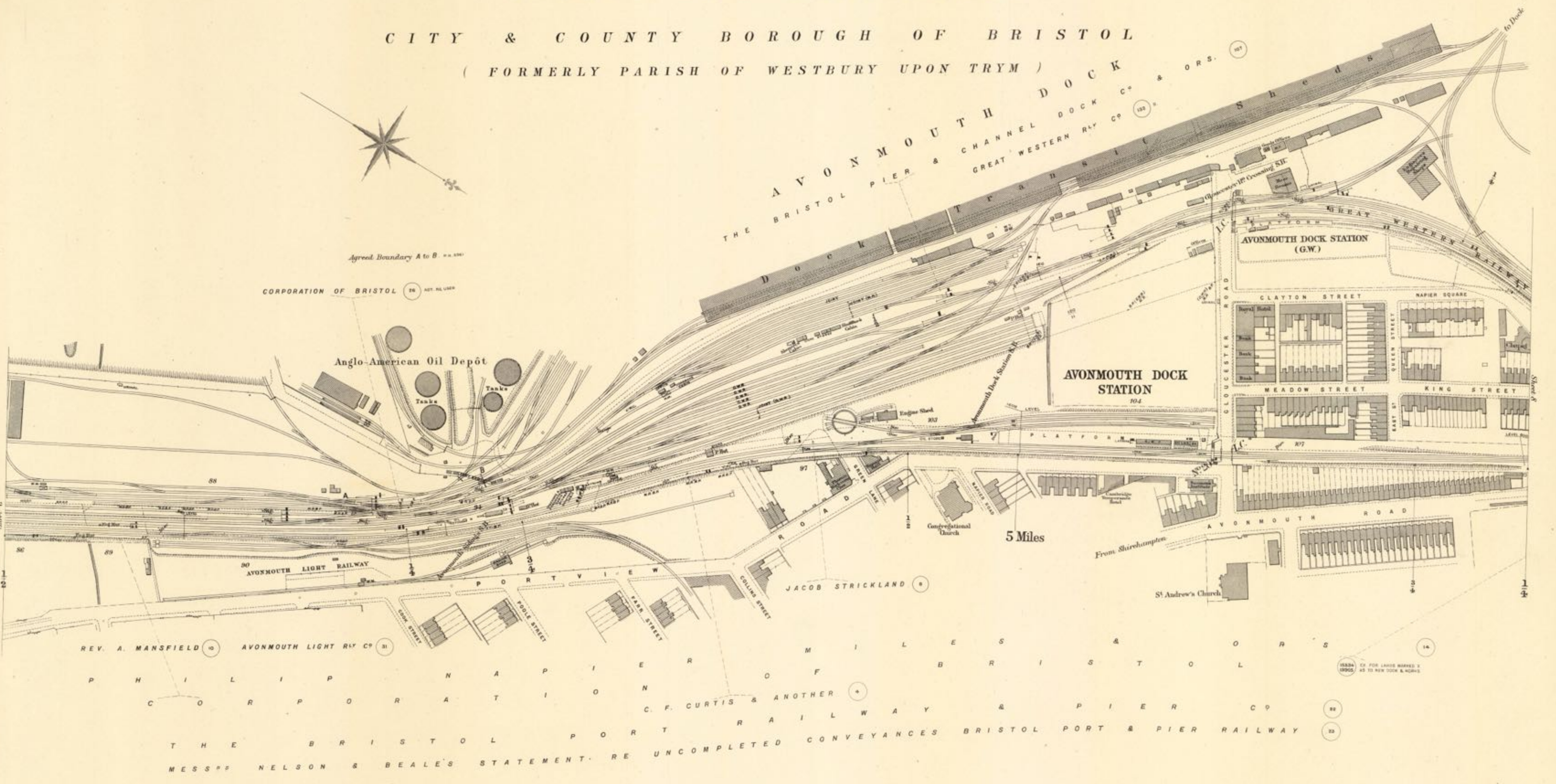
Estate Agents Office,
Midland Railway,
Derby.

1971-384/1332.7

COUNTY OF GLOUCESTER


CITY & COUNTY BOROUGH OF BRISTOL

(FORMERLY PARISH OF WESTBURY UPON TRYM)



REV. A. MANSFIELD (10) AVONMOUTH LIGHT RLY CO (31)
 PHILIP NAPIER OF MILLERS & ORS (14)
 C. O. R. P. O. R. A. T. I. O. N. C. F. CURTIS & ANOTHER (11)
 R. A. I. L. W. A. Y. & P. I. E. R. C. O. (22)
 T. H. E. B. R. I. S. T. O. L. P. O. R. T. R. A. I. L. W. A. Y. & P. I. E. R. C. O. (22)
 MESSRS NELSON & BEALE'S STATEMENT RE UNCOMPLETED CONVEYANCES BRISTOL PORT & PIER RAILWAY (22)

Scale, 2 Chains to an Inch.

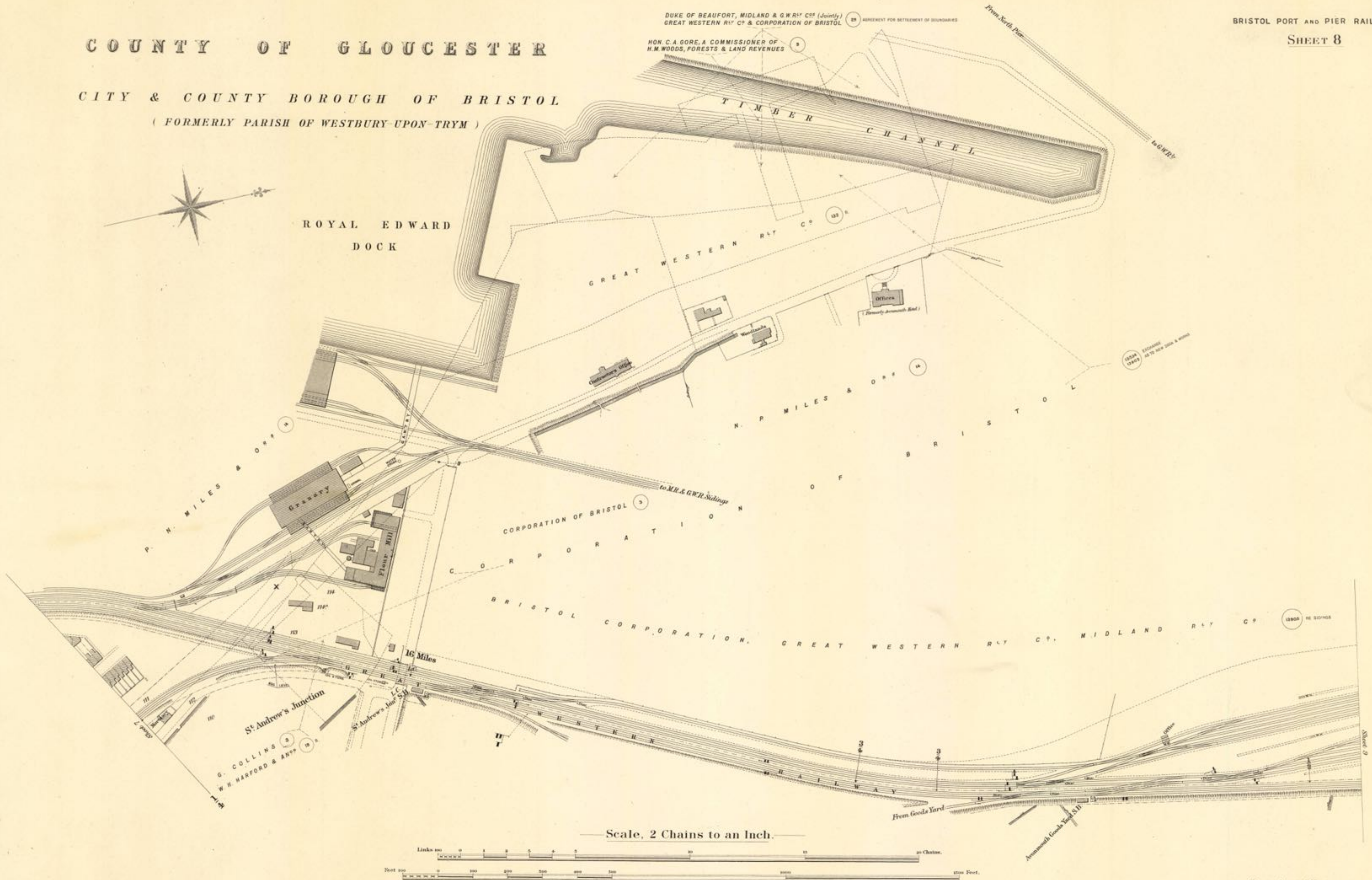


Estate Agents Office
Midland Railway,
Derby.

1971-384/232.8

COUNTY OF GLOUCESTER

CITY & COUNTY BOROUGH OF BRISTOL
(FORMERLY PARISH OF WESTBURY UPON-TRYM)



Scale, 2 Chains to an Inch.



1971-384/222.9

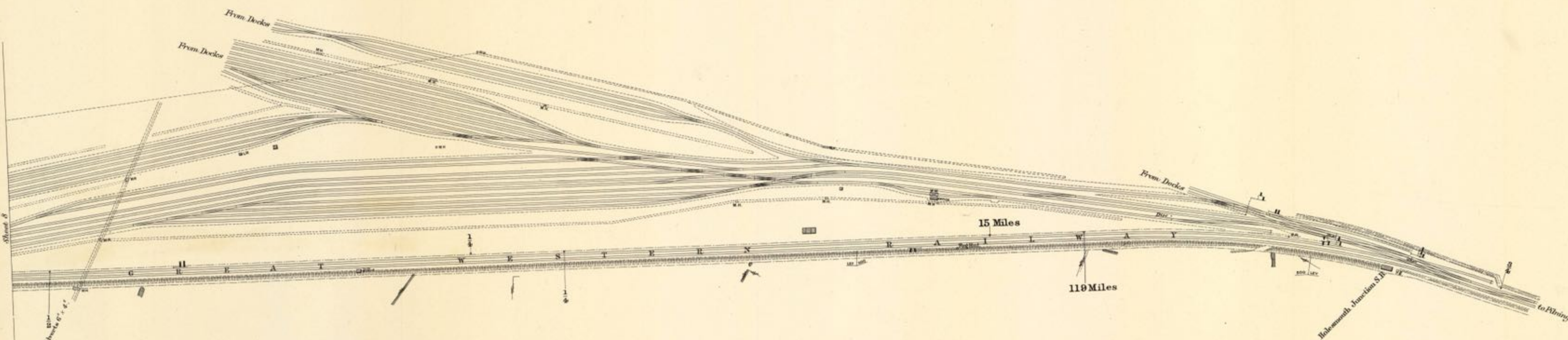

COUNTY OF GLOUCESTER

CITY & COUNTY BOROUGH OF BRISTOL

(FORMERLY PARISH OF WESTBURY UPON TRYM)



B R I S T O L C O R P O R A T I O N G R E A T W E S T E R N R L Y C ? M I D L A N D R L Y C ?



Scale, 2 Chains to an Inch.



Estate Agents Office,
Midland Railway,
Derby.

197384/232.10