



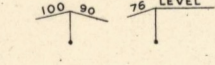




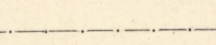



MIDLAND RAILWAY. DUFFIELD AND WIRKSWORTH BRANCH LAND PLAN.

Surveyed by
P. S. McCallum,
Estate Agent,
DERBY. 1902.





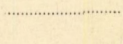



Reference.



SIGNALS. &c. The Signals are shown as they appear to view

Semaphores  
Distant Signals  
Gradient Posts are shown thus 
FENCES. Quick Fence is shown thus 
Ditch or Boundary 
Wall 
Iron Fencing 
Post and Rail also Wire Fencing 
Sleeper, Close Pale, Wooden Fence 

Title of Act.

The Midland Railway (New Lines and Additional Powers) Act; 1863—26 & 27 Vict.
Royal assent 21st July, 1863.

COLOURING. The Company's FREEHOLD Property is shown by RED Colour 
Do. LEASEHOLD do. RED EDGE ONLY 
Property owned JOINTLY with other Companies GREEN Colour 
Do. over or through which the Company has an EASEMENT is shown by RED dotted lines. 
Do. over or through which the Company has granted an EASEMENT is shown by PURPLE dotted lines. 
Do. granted on LEASE by the Company, by RED Full lines. 
Do. SOLD or otherwise disposed of by the Company is shown by PURPLE colour. 
MINERALS specially purchased by the Company shown by BLUE Full Lines. 

NOTE.— Vendors Names are written in block, as VENDOR.
The figures within the circle after the names of the Vendors refer to the numbers on the deeds relating to the purchases, &c. 
The slanting figures, as 20, refer to Parliamentary numbers (Original Act)
Do. within a triangle as 20, are the Parliamentary numbers referring to subsequent Acts. 

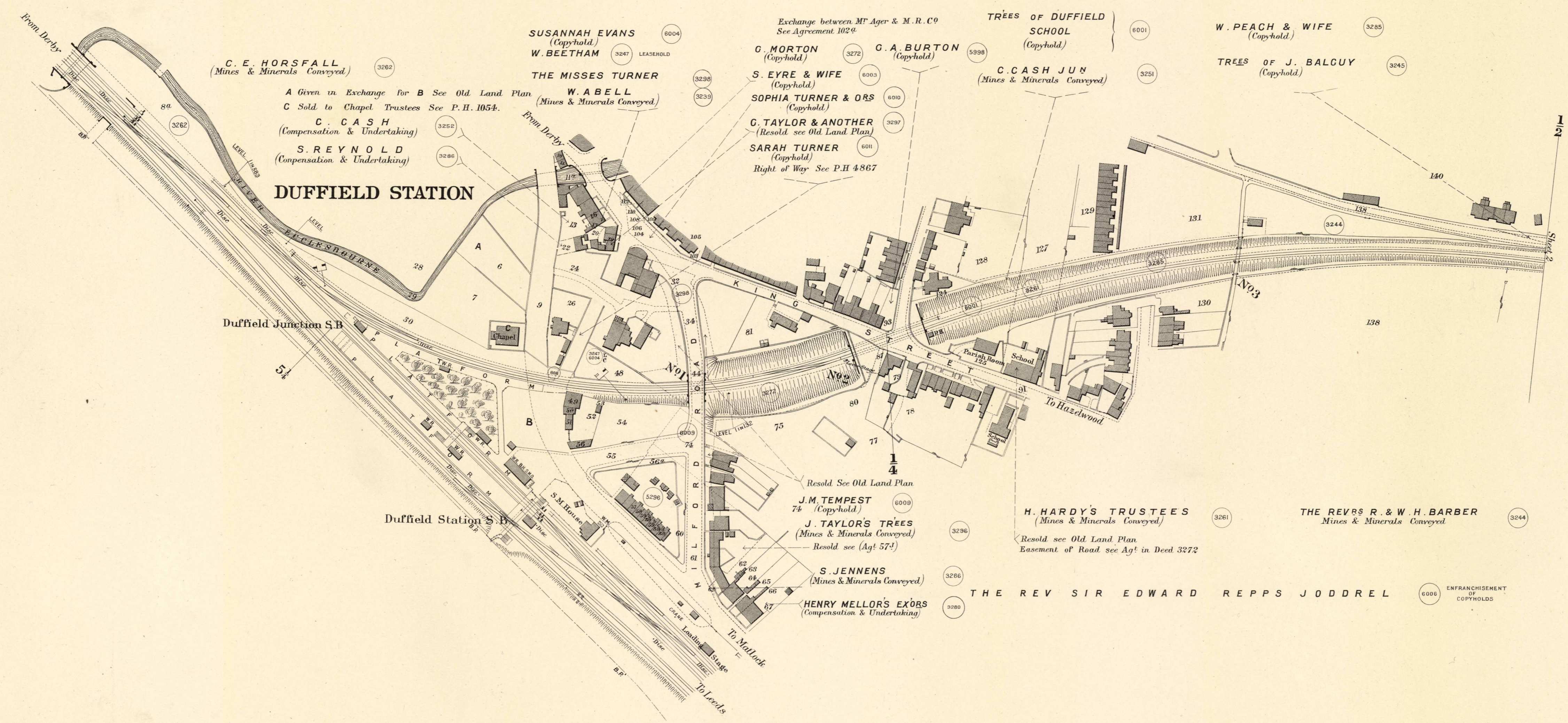

1997-5/1178.1

C O U N T Y O F D E R B Y

P A R I S H O F D U F F I E L D

F O R M E R L Y T O W N S H I P O F D U F F I E L D

997-5/1178.2



C. E. HORSFALL (Mines & Minerals Conveyed) 3282
A Given in Exchange for B See Old Land Plan
C Sold to Chapel Trustees See P.H. 1054.
C. CASH (Compensation & Undertaking) 3258
S. REYNOLD (Compensation & Undertaking) 3286

SUSANNAH EVANS (Copyhold) 6004
W. BEETHAM (Copyhold) 3247 LEASEHOLD
THE MISSES TURNER W. ABELL (Mines & Minerals Conveyed) 3238

Exchange between M^r Ager & M. R. C^o See Agreement 1024
G. MORTON (Copyhold) 3272
S. EYRE & WIFE (Copyhold) 6003
SOPHIA TURNER & ORS (Copyhold) 6000
G. TAYLOR & ANOTHER (Resold see Old Land Plan) 3297
SARAH TURNER (Copyhold) 6001
Right of Way See P.H. 4867

TREES OF DUFFIELD SCHOOL (Copyhold) 6001
C. CASH JUN (Mines & Minerals Conveyed) 3251

W. PEACH & WIFE (Copyhold) 3285
TREES OF J. BALCUI (Copyhold) 3245

DUFFIELD STATION

Duffield Junction S.B.

Duffield Station S.B.

Resold See Old Land Plan
J.M. TEMPEST (Copyhold) 6009
J. TAYLOR'S TREES (Mines & Minerals Conveyed) 3296
Resold see (Ag^t 574)

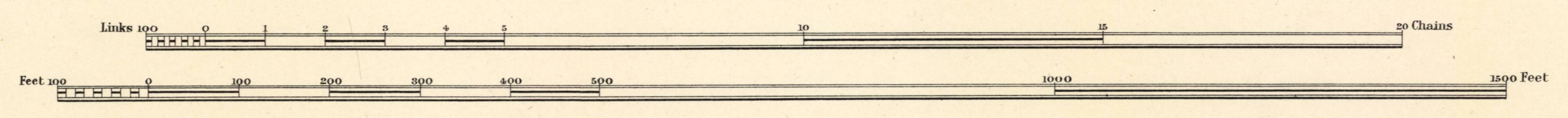
S. JENNENS (Mines & Minerals Conveyed) 3266
HENRY MELLORS EXORS (Compensation & Undertaking) 3280

H. HARDY'S TRUSTEES (Mines & Minerals Conveyed) 3261
Resold see Old Land Plan
Easement of Road see Ag^t in Deed 3372

THE REVRS R. & W. H. BARBER (Mines & Minerals Conveyed) 3244

THE REV SIR EDWARD REPPS JODDREL 6006 ENFRANCHISEMENT COPYHOLDS

Scale. 2 Chains to an Inch.

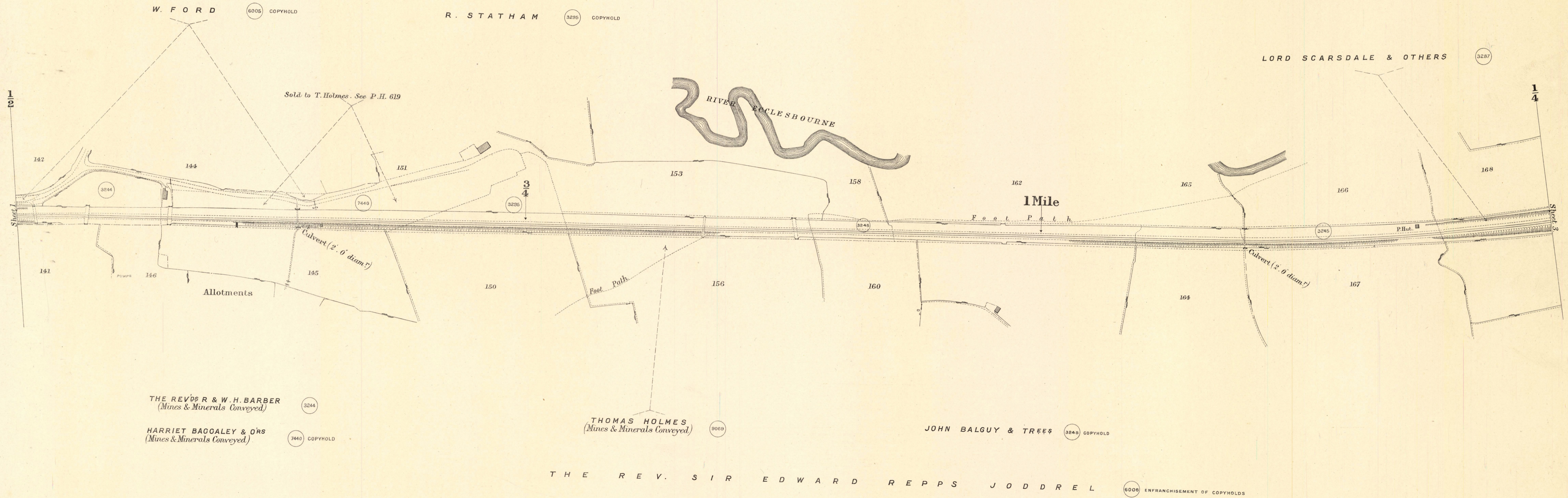



Estate Agents Office, Midland Railway, Derby.

C O U N T Y O F D E R B Y

P A R I S H O F D U F F I E L D

FORMERLY TOWNSHIP OF DUFFIELD



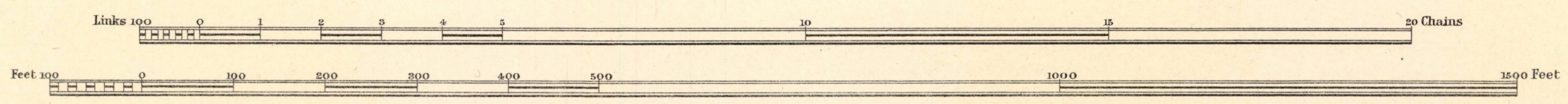
THE REVDS R & W. H. BARBER (Mines & Minerals Conveyed) 3244
HARRIET BAGGALEY & ORS (Mines & Minerals Conveyed) 7440 COPYHOLD

THOMAS HOLMES (Mines & Minerals Conveyed) 9069

JOHN BALGUY & TREES COPYHOLD 3245

THE REV. SIR EDWARD REPPS JODDREL 6009 ENFRANCHISEMENT OF COPYHOLDS

Scale, 2 Chains to an Inch.



Estate Agents Office, Midland Railway, Derby.

1997-5/11783

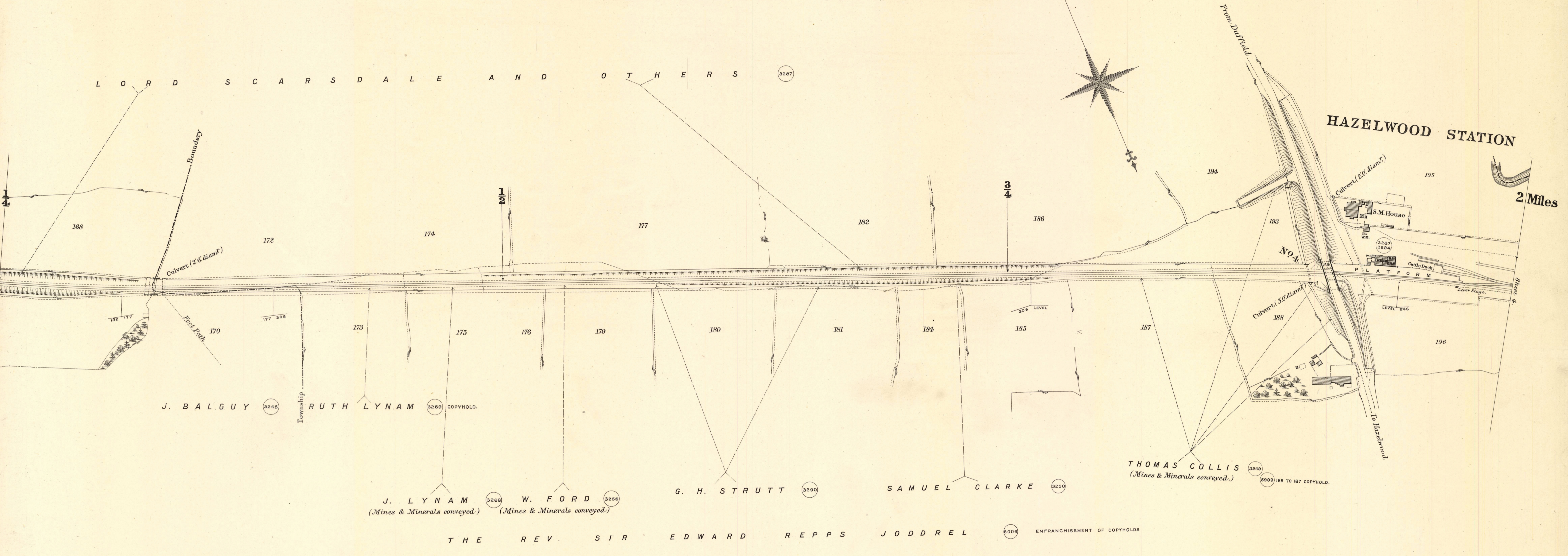

C O U N T Y O F D E R B Y

P A R I S H O F D U F F I E L D

F O R M E R L Y T O W N S H I P O F H A Z E L W O O D

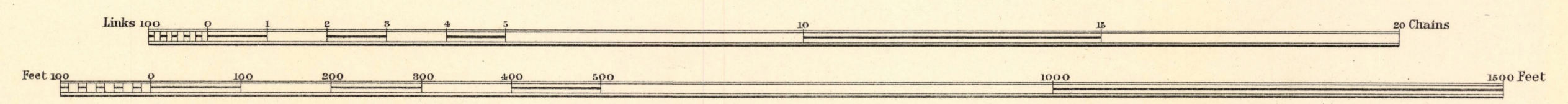
1997-5/178, 4

L O R D S C A R S D A L E A N D O T H E R S



2 Miles

Scale, 2 Chains to an Inch.



Estate Agents Office,
Midland Railway,
Derby.

C O U N T Y O F D E R B Y

P A R I S H O F D U F F I E L D

FORMERLY
TOWNSHIP OF WINDLEY

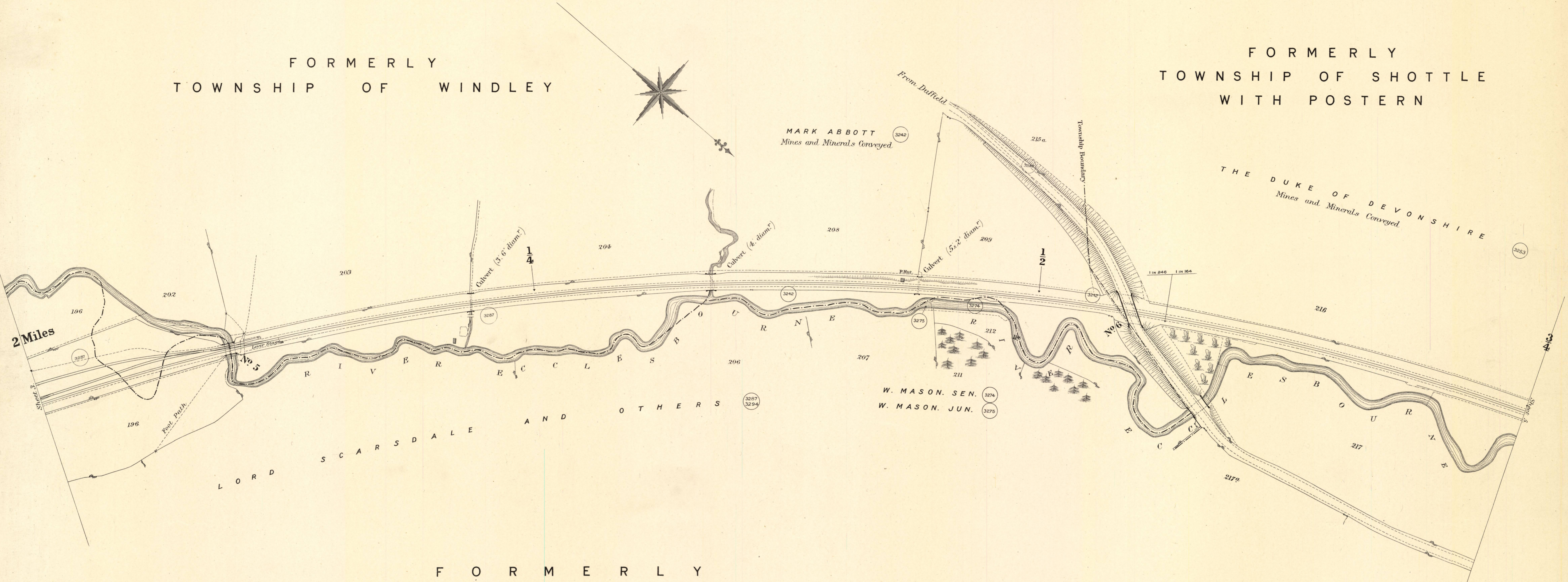
FORMERLY
TOWNSHIP OF SHOTTLE
WITH POSTERN

THE DUKE OF DEVONSHIRE
Mines and Minerals Conveyed

MARK ABBOTT
Mines and Minerals Conveyed

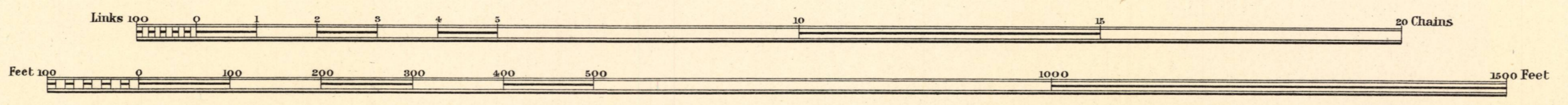
W. MASON. SEN.
W. MASON. JUN.

2 Miles



FORMERLY
TOWNSHIP OF HAZELWOOD

Scale. 2 Chains to an Inch.




1997-5/1178.S

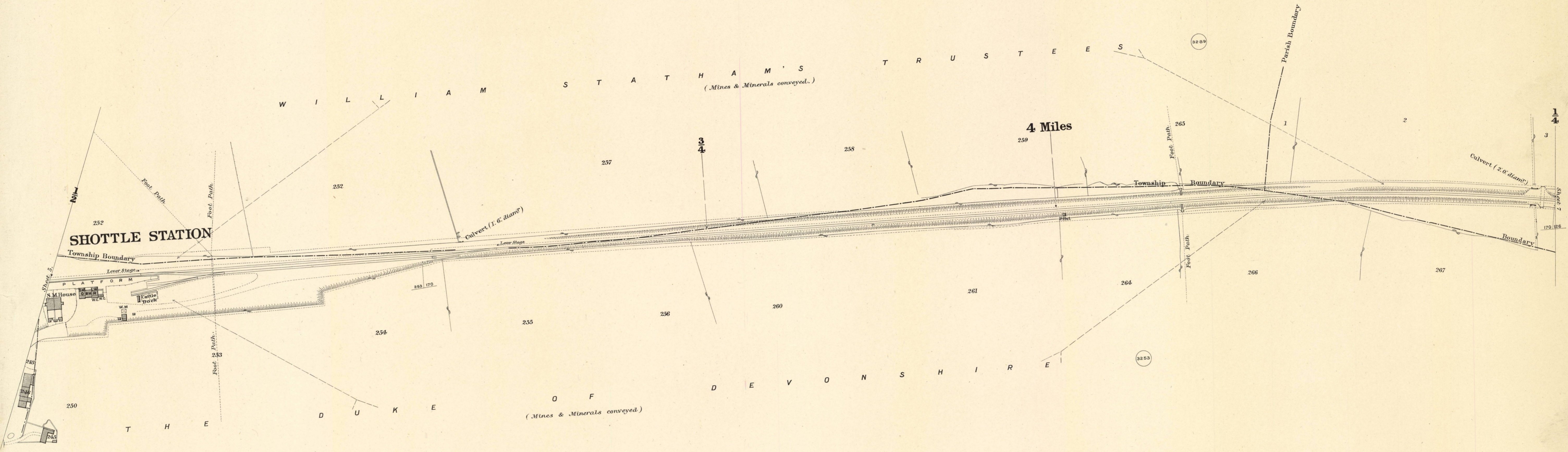
C O U N T Y O F D E R B Y

P A R I S H O F D U F F I E L D

T O W N S H I P O F T U R N D I T C H

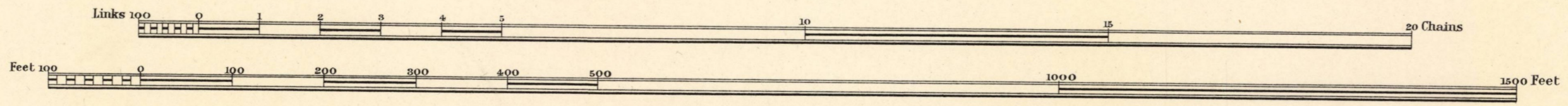


PARISH OF WIRKSWORTH
TOWNSHIP OF IDRIDGEHAY



P A R I S H O F D U F F I E L D
(F O R M E R L Y T O W N S H I P O F S H O T T L E W I T H P O S T E R N)

Scale, 2 Chains to an Inch.




Estate Agents Office,
Midland Railway,
Derby.

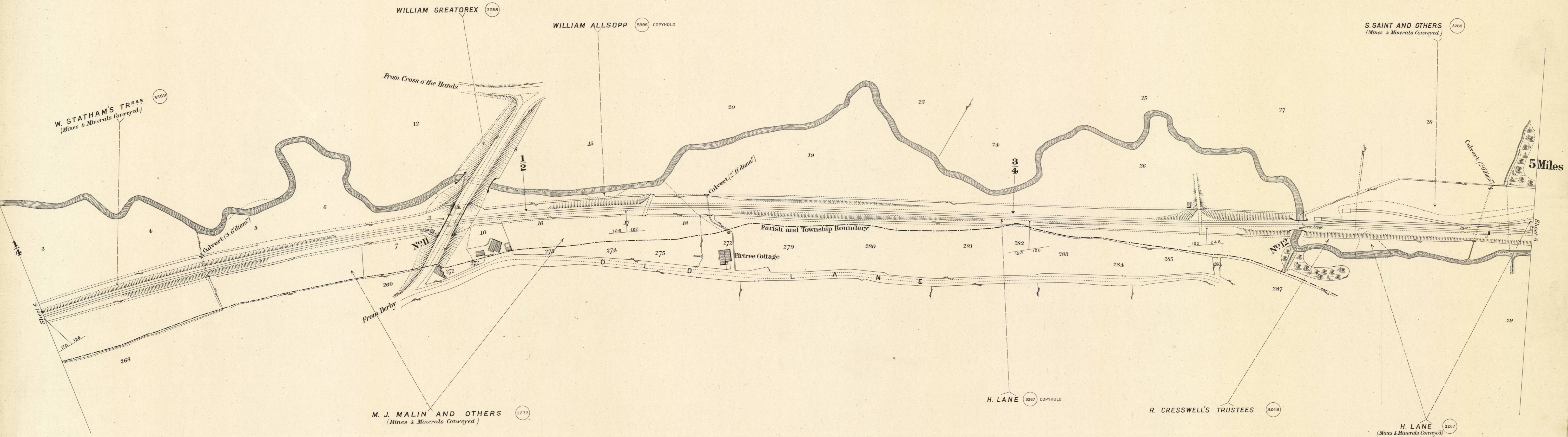
1997-5/7817

C O U N T Y O F D E R B Y

P A R I S H O F W I R K S W O R T H
FORMERLY TOWNSHIP OF IDRIDGEHAY



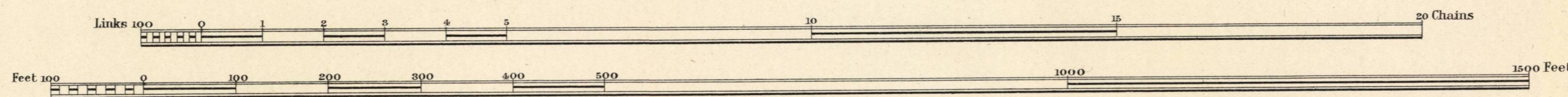
1917-5/1178.8



P A R I S H O F D U F F I E L D

FORMERLY TOWNSHIP OF SHOTTLE
WITH POSTERN

Scale, 2 Chains to an Inch.



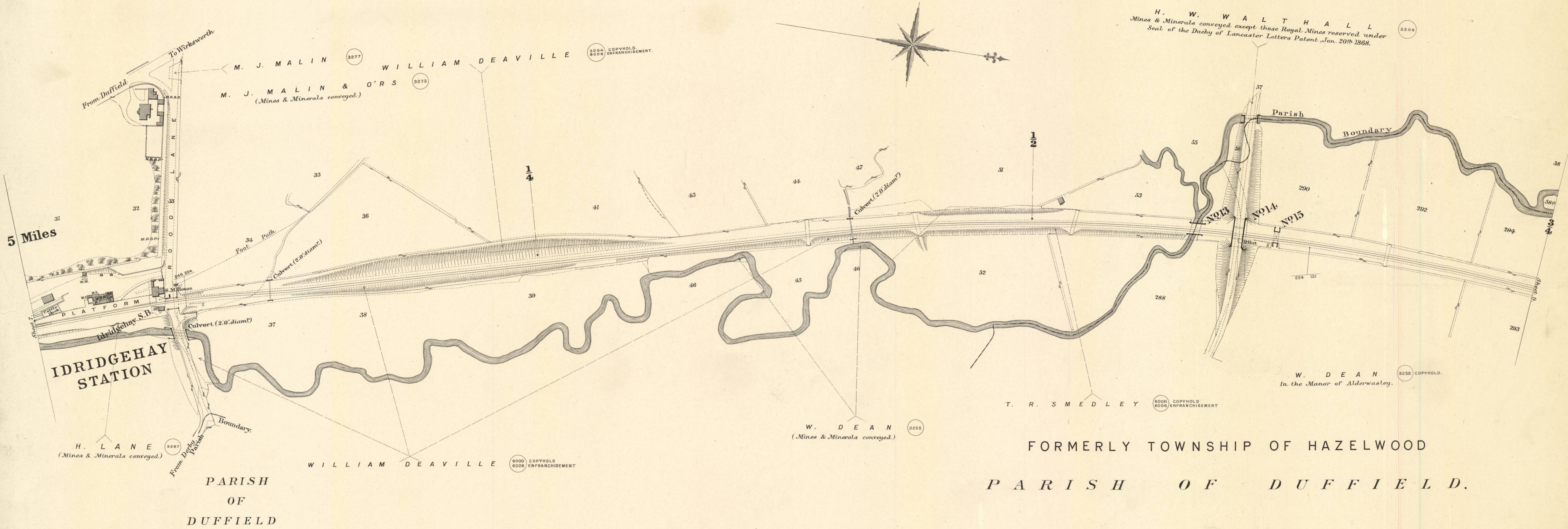
Estate Agent's Office,
Midland Railway,
Derby.

C O U N T Y O F D E R B Y

P A R I S H O F W I R K S W O R T H

F O R M E R L Y

T O W N S H I P O F I D R I D G E H A Y & A L T O N



5 Miles

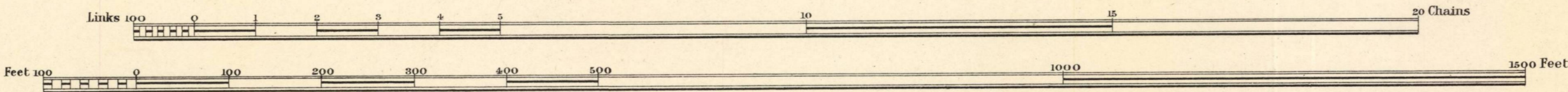
IDRIDGEHAY STATION

PARISH OF DUFFIELD

FORMERLY TOWNSHIP OF HAZELWOOD

PARISH OF DUFFIELD.

Scale, 2 Chains to an Inch.




Estate Agent's Office, Midland Railway, Derby.

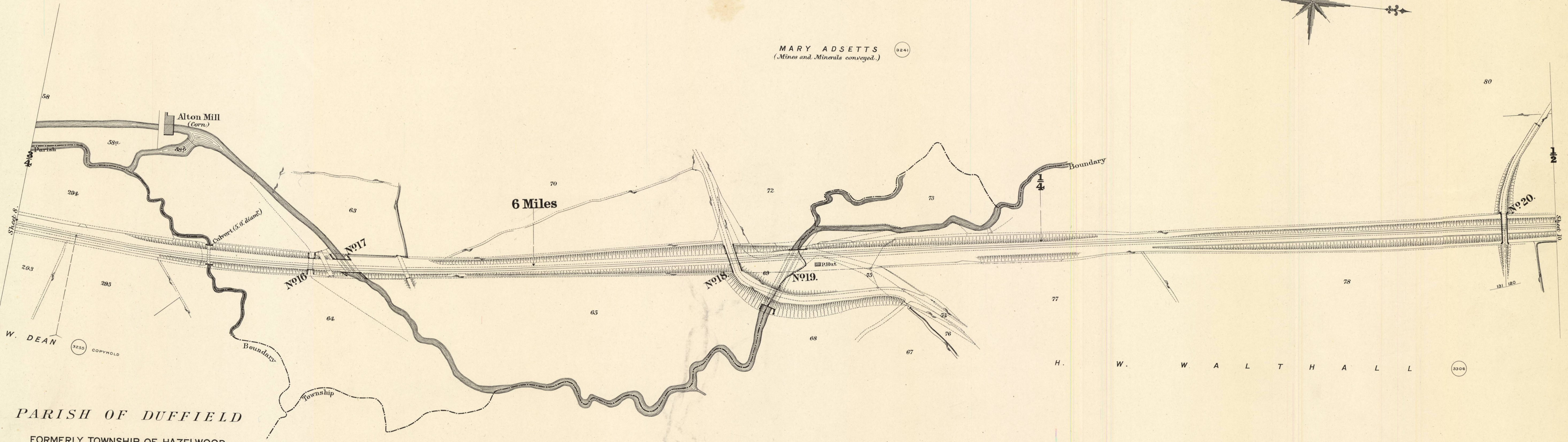
1997-5/1178.9

C O U N T Y O F D E R B Y

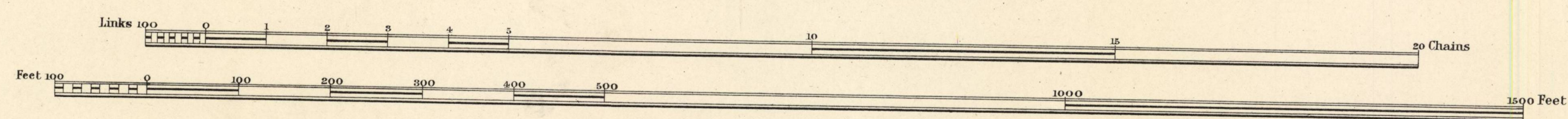
P A R I S H O F W I R K S W O R T H
FORMERLY TOWNSHIP OF IDRIDGEHAY AND ALTON



MARY ADSETTS (224)
(Mines and Minerals conveyed.)



Scale, 2 Chains to an Inch.



Estate Agents Office,
Midland Railway,
Derby.

1897-5/178.10

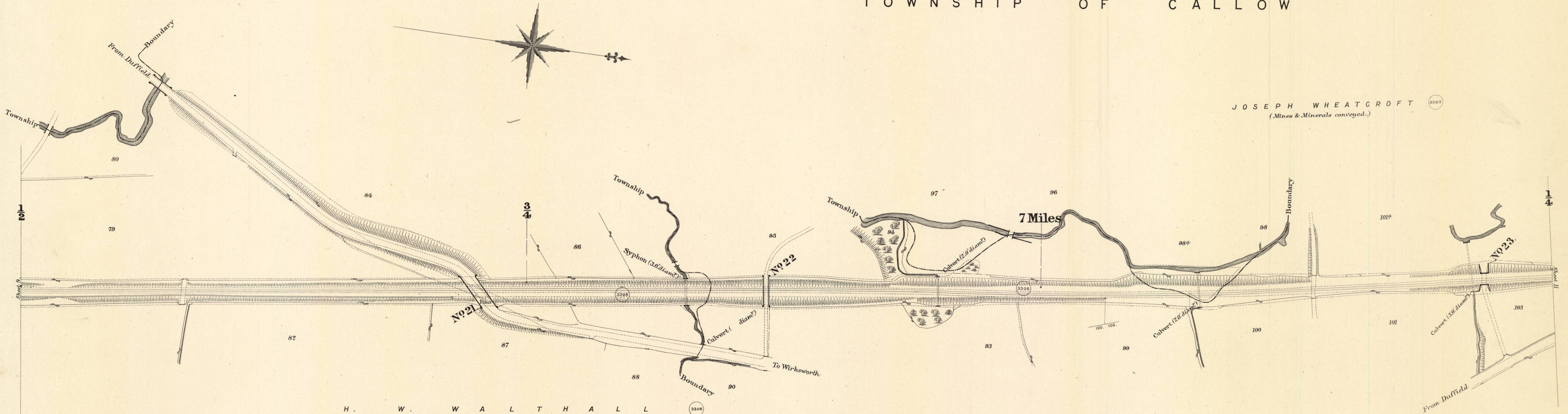
C O U N T Y O F D E R B Y

P A R I S H O F W I R K S W O R T H

FORMERLY
TOWNSHIP OF
IDRIDGEHAY & ALTON.

FORMERLY
TOWNSHIP OF
CALLOW

JOSEPH WHEATCROFT
(Mines & Minerals conveyed.)

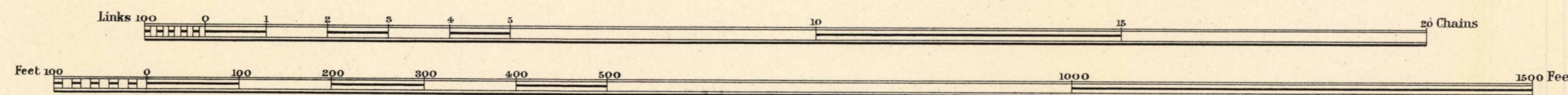


H. W. W A L T H A L L
(Mines and Minerals conveyed except those Royal Mines reserved
under Seal of the Duchy of Lancaster Letters Patent Jan. 20th 1868.)

FORMERLY
TOWNSHIP OF
ASHLEYHAY

FORMERLY TOWNSHIP OF WIRKSWORTH

Scale, 2 Chains to an Inch.



Estate Agents Office,
Midland Railway,
Derby.

1997-5/1178.11

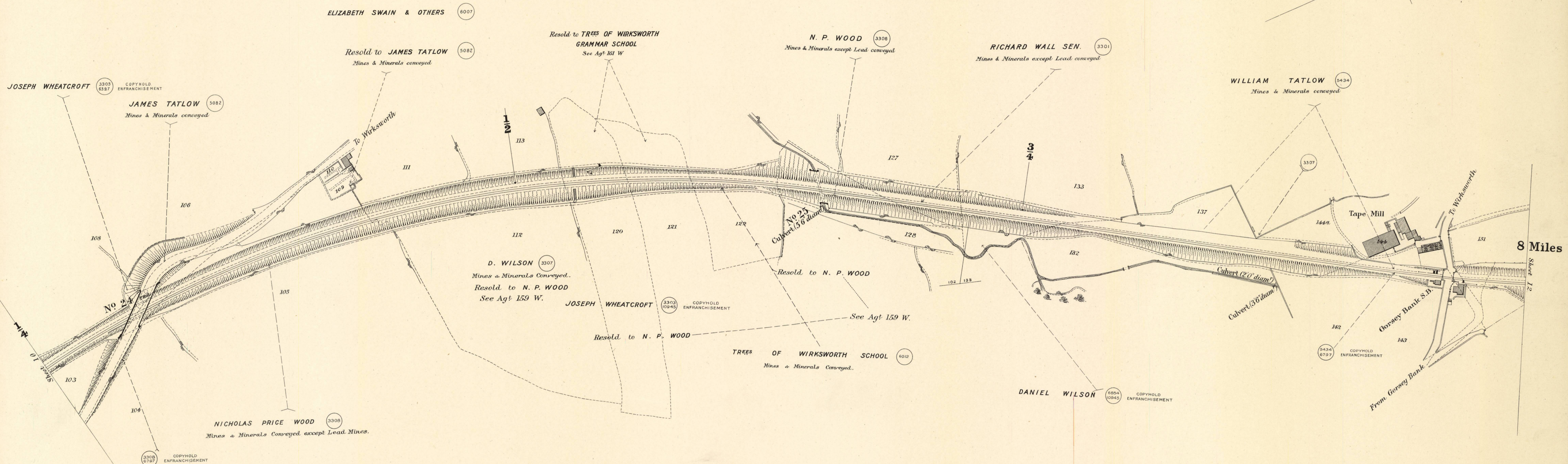

C O U N T Y O F D E R B Y

P A R I S H O F W I R K S W O R T H

F O R M E R L Y

T O W N S H I P O F W I R K S W O R T H

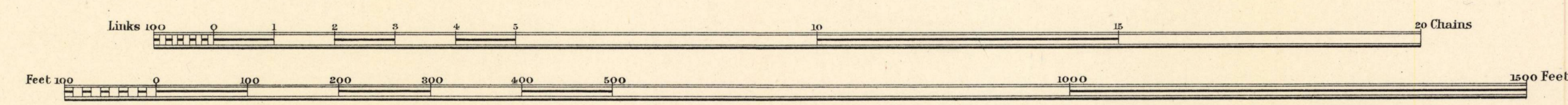
1997-5/178.12



8 Miles

VICTORIA R & I. ENFRANCHISEMENT
ECCLESIASTICAL COMMISSIONERS ENFRANCHISEMENT

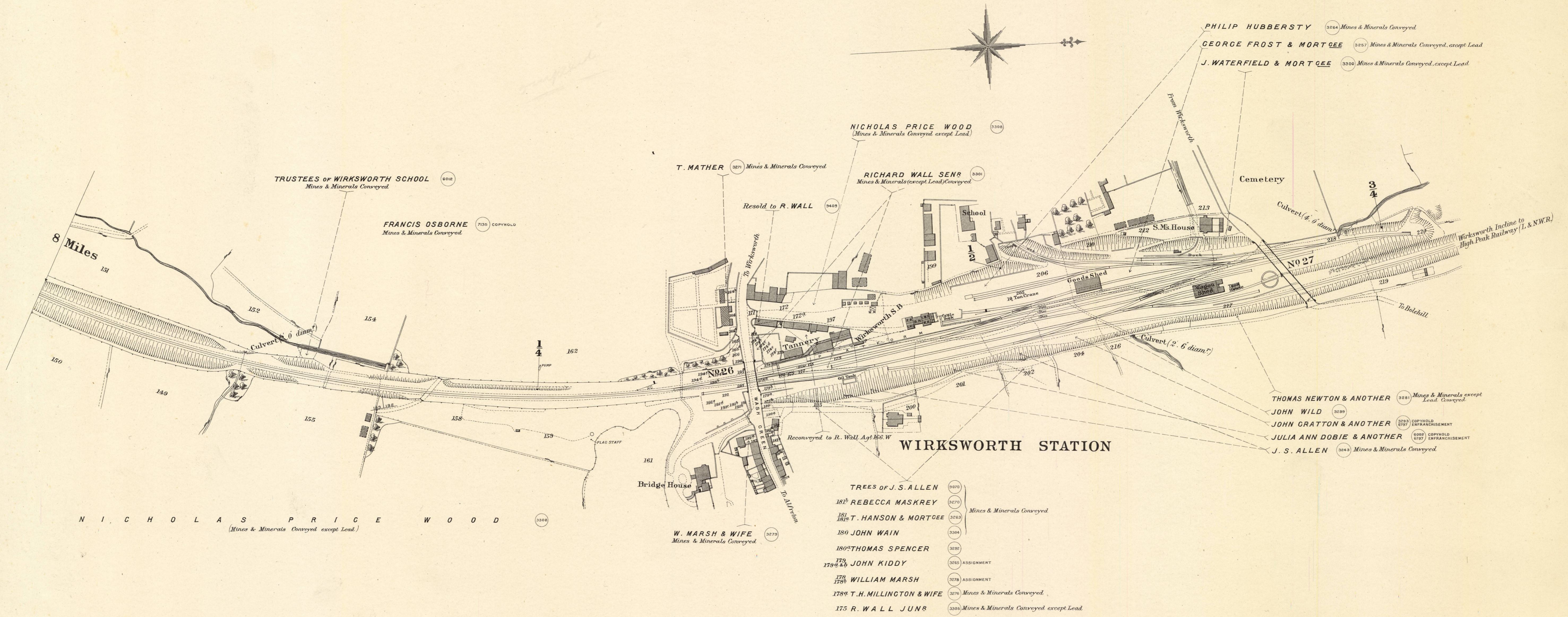
Scale, 2 Chains to an Inch.



Estate Agents Office,
Midland Railway,
Derby.

C O U N T Y O F D E R B Y

P A R I S H O F W I R K S W O R T H



8 Miles

TRUSTEES OF WIRKSWORTH SCHOOL
Mines & Minerals Conveyed

FRANCIS OSBORNE
Mines & Minerals Conveyed

T. MATHER
Mines & Minerals Conveyed

NICHOLAS PRICE WOOD
(Mines & Minerals Conveyed except Lead)

RICHARD WALL SENR
Mines & Minerals (except Lead) Conveyed

PHILIP HUBBERSTY
Mines & Minerals Conveyed

GEORGE FROST & MORTGEE
Mines & Minerals Conveyed, except Lead

J. WATERFIELD & MORTGEE
Mines & Minerals Conveyed, except Lead

Cemetery

Resold to R. WALL

To Wirksworth

To Alfreton

To Bolehall

To Alfreton

To Alfreton

To Alfreton

To Alfreton

To Alfreton

To Alfreton

To Alfreton

To Alfreton

To Alfreton

To Alfreton

To Alfreton

To Alfreton

To Alfreton

To Alfreton

To Alfreton

To Alfreton

To Alfreton

To Alfreton

WIRKSWORTH STATION

THOMAS NEWTON & ANOTHER
Mines & Minerals except Lead Conveyed

JOHN WILD
Mines & Minerals Conveyed

JOHN GRATTON & ANOTHER
COPYHOLD EMPANGEMENT

JULIA ANN DOBIE & ANOTHER
COPYHOLD EMPANGEMENT

J. S. ALLEN
Mines & Minerals Conveyed

TREES OF J. S. ALLEN

181st REBECCA MASKREY
Mines & Minerals Conveyed

181st T. HANSON & MORTGEE
Mines & Minerals Conveyed

180th JOHN WAIN

180th THOMAS SPENCER

179th JOHN KIDDY
ASSIGNMENT

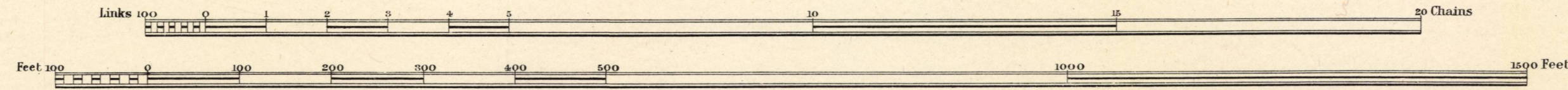
178th WILLIAM MARSH
ASSIGNMENT

178th T. H. MILLINGTON & WIFE
Mines & Minerals Conveyed

175 R. WALL JUNR
Mines & Minerals Conveyed except Lead

W. MARSH & WIFE
Mines & Minerals Conveyed

Scale, 2 Chains to an Inch.



Estate Agent's Office,
Midland Railway,
Derby.

1997-5/1178.13