

MIDLAND RAILWAY.

MIDLAND AND SOUTH WESTERN JUNCTION RAILWAY

(ACTON BRANCH)

LAND PLAN.


DERBY MUSEUM
CATCHEL OFFICE

Surveyed by
P. S. McCallum,
Estate Agent,
Derby.
1908.

Titles of Acts.

Reference.

SIGNALS, &c. The Signals are shown as they appear to view



The Midland & South Western Junction Railway	- - - - -	Act 1864—27 & 28 Vict. 14th July, 1864.
The Midland Railway (Additional Powers)	Vesting in M. R. Co. - - -	Act 1867—30 & 31 Vict. 12th August, 1867.
Do. (do.)	Further Money - - -	Act 1874—37 & 38 Vict. 30th July, 1874.
Do. (do.)	Cricklewood South Junction - -	Act 1871—34 & 35 Vict. 29th June, 1871.

COLOURING. The Company's FREEHOLD Property is shown by RED Colour

Do. LEASEHOLD do. RED EDGE ONLY

Property owned JOINTLY with other Companies GREEN Colour

Do. over or through which the Company has an EASEMENT is shown by RED dotted lines.

Do. over or through which the Company has granted an EASEMENT is shown by PURPLE dotted lines.

Do. granted on LEASE by the Company by RED Full Lines.

Do. SOLD or otherwise disposed of by the Company is shown by PURPLE colour:

MINERALS specially purchased by the Company shown by BLUE Full Lines.

Do. SOLD or otherwise disposed of by the Company shown by PURPLE Full Lines.

NOTE.— Vendors' Names are written in block as VENDOR.

The figures within the circle after the names of the Vendors refer to the numbers on the deeds relating to the purchases, &c. (1214)

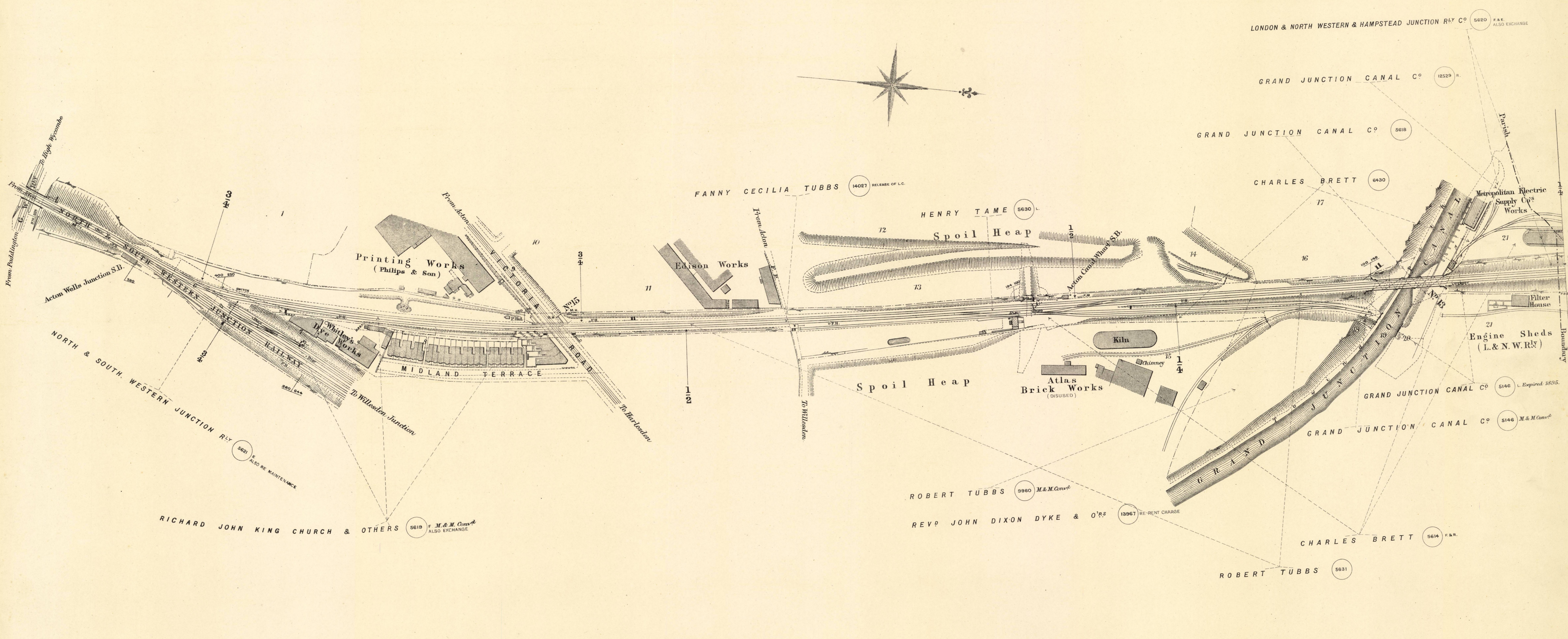
The slanting figures, as 20, refer to Parliamentary numbers (Original Act) Do. within a triangle as 20 are the Parliamentary numbers referring to subsequent Acts.

1971-384/231.1

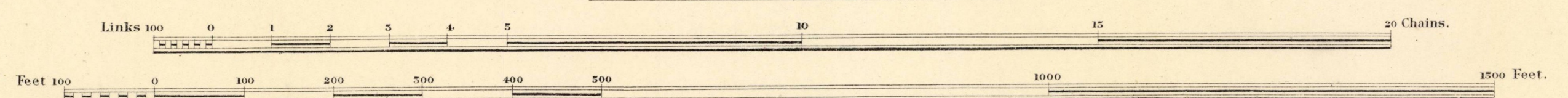
COUNTY OF MIDDLESEX

1971-387/231.2

P A R I S H O F A C T O N




Scale, 2 Chains to an Inch.



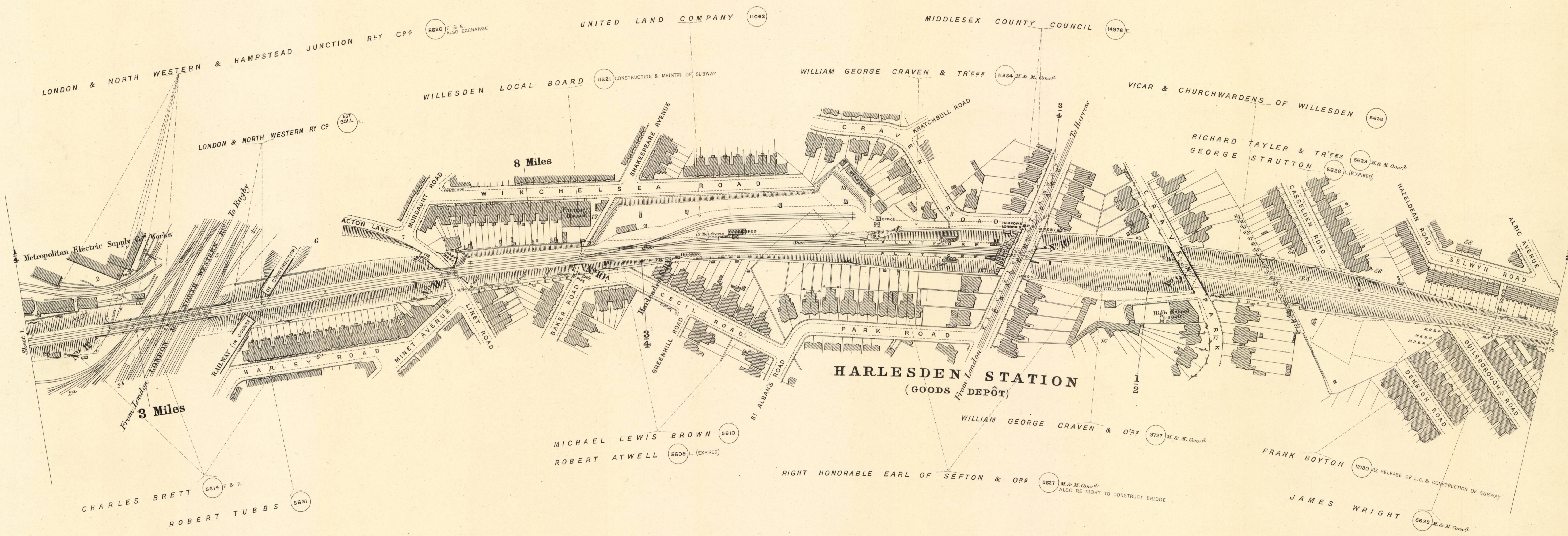
DERBY MUSEUM
GATTELL COLLECTION

Estate Agents Office,
Midland Railway,
Derby.

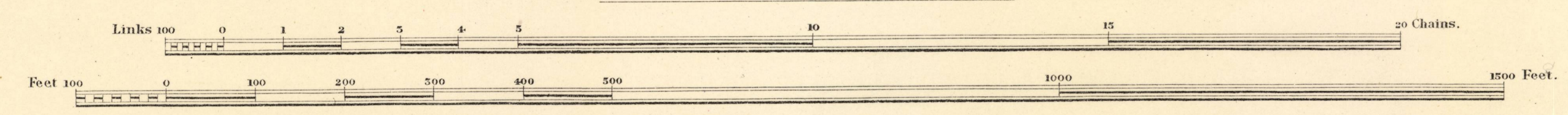
COUNTY OF MIDDLESEX



P A R I S H O F W I L L E S D E N



Scale, 2 Chains to an Inch.



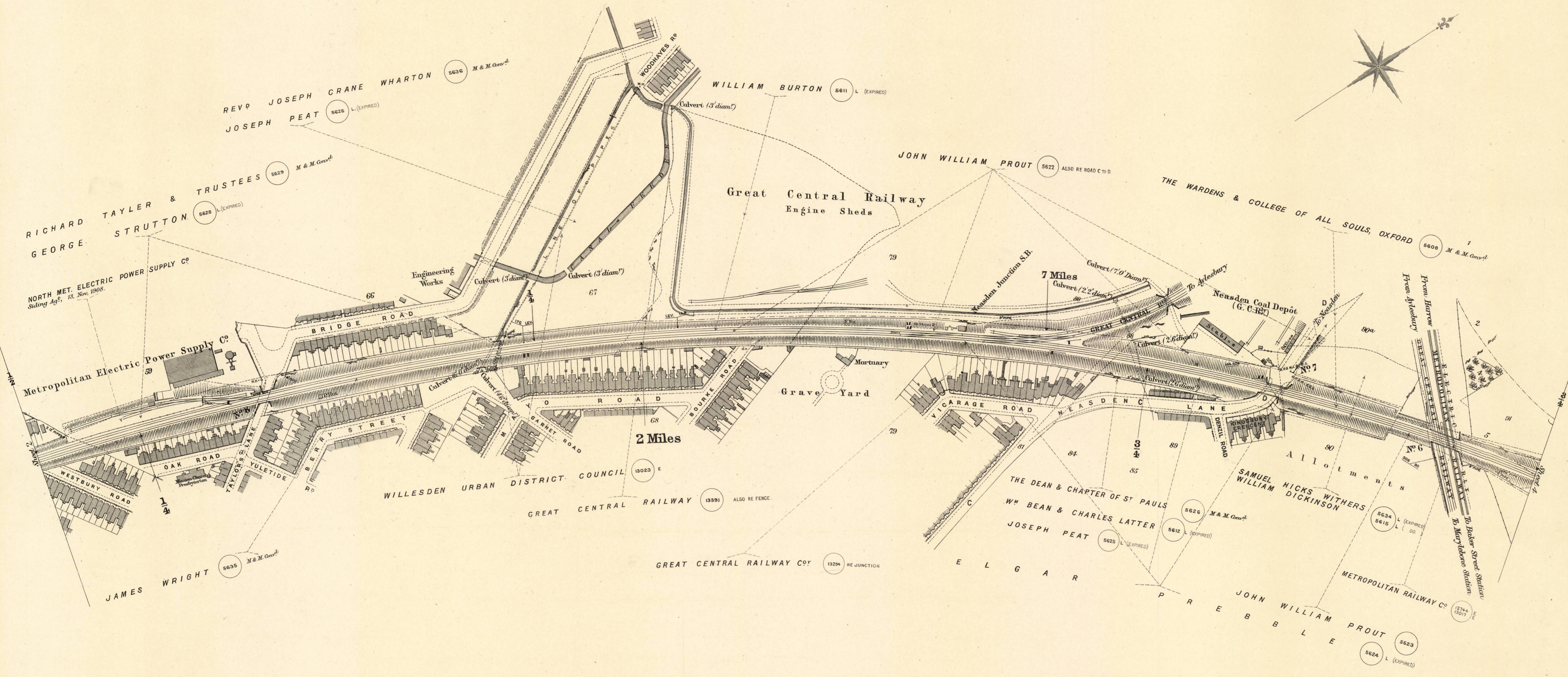
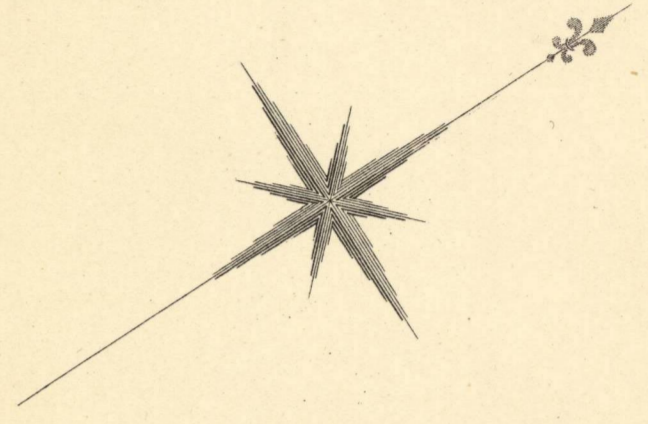
DERBY MUSEUM
CATELL COLLECTION

Estate Agents Office,
Midland Railway,
Derby.

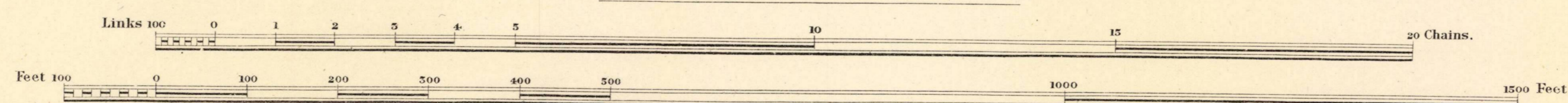
1971-384/2313

COUNTY OF MIDDLESEX

P A R I S H O F W I L L E S D E N



Scale, 2 Chains to an Inch.



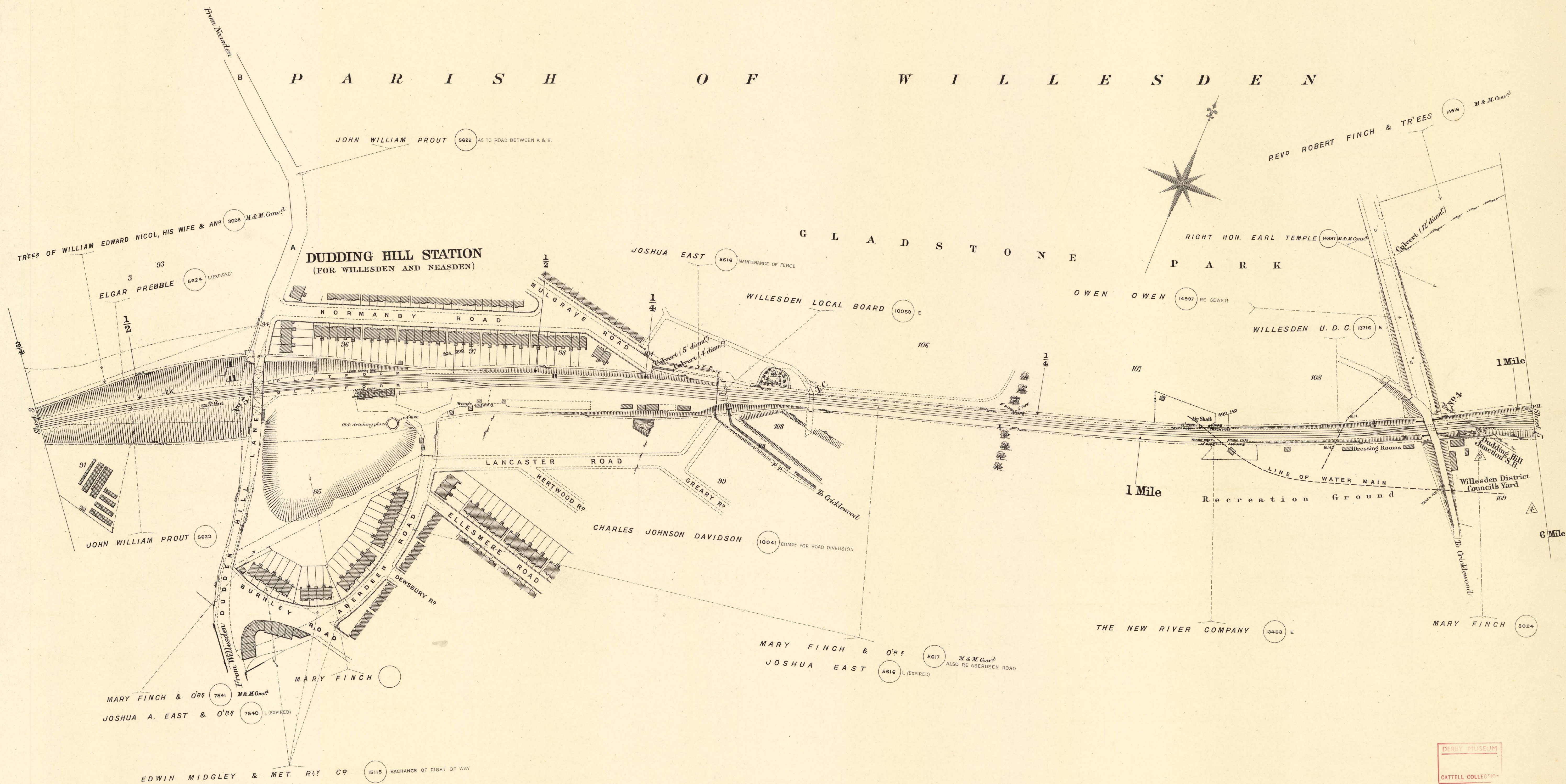
DERBY MUSEUM
CATTELL COLLECTION

Estate Agents Office,
Midland Railway,
Derby.

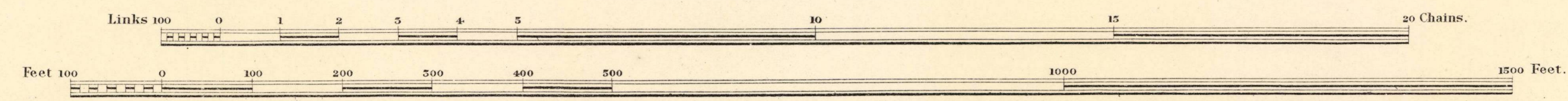
1971-384/231.4

COUNTY OF MIDDLESEX

P A R I S H O F W I L L E S D E N



Scale, 2 Chains to an Inch.



DERBY MUSEUM
CATELL COLLECTION

Estate Agents Office,
Midland Railway,
Derby.

1971-384/231.5

COUNTY OF MIDDLESEX

SHEET 5

1971-384/231.6

T H E R I G H T H O N E A R L T E M P L E

R O B E R T A U G U S T U S F I N C H & A N O T H E R

O W E N O W E N

O W E N O W E N

P A R I S H O F H E N D O N

Reservoir
Inspection Chamber
Motor House

Pumping Station
(METROPOLITAN WATER BOARD)

Motor Works (Disused)

London General Omnibus Coy


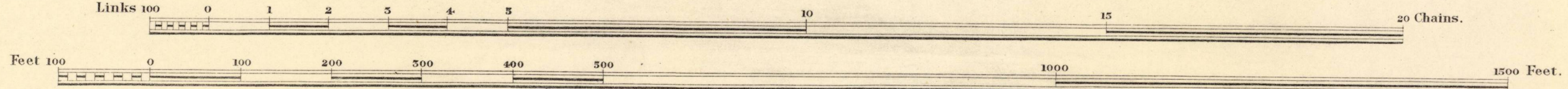
Lower Oxgate Farm

T H E D U K E O F B U C K I N G H A M & C H A N D O S A N D H I S T R U S T E E

G E O R G E W A R N E R

P A R I S H O F W I L L E S D E N

Scale, 2 Chains to an Inch.



DERBY MUSEUM
GATTELL COLLECTION

Estate Agents Office,
Midland Railway,
Derby.

